

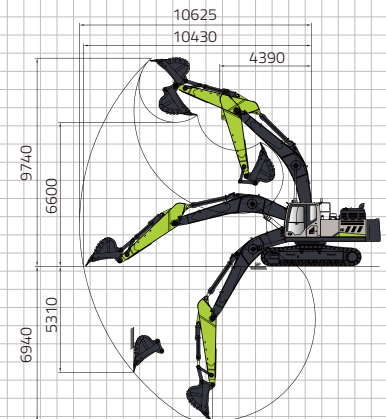
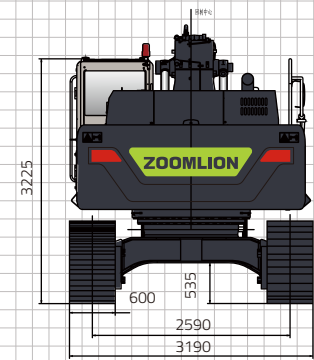
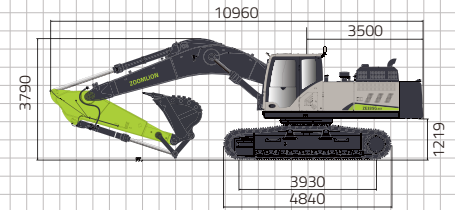
# CRAWLER EXCAVATOR ZE335G ACE



**ZOOMLION**

# CRAWLER EXCAVATOR ZE335G ACE

	Items	ZE335G ACE
Basic Technical Data	Operating Weight	33500 kg
	Standard Bucket Capacity (Range)	HD 1.6 m <sup>3</sup> ( 1.6 m <sup>3</sup> - 1.9 m <sup>3</sup> )
	Slewing Speed	10.5 r/min
	Traveling Speed(high/low)	5.6/3.6 km/h
	Max. Drawbar Pull	266 kN
	Digging Force of Bucket	223 kN
	Digging Force of Stick	181 kN
Engine	Engine Manufacturer	ISUZU
	Engine Model	6HK1XDEAA-01
	Rated Power	212 kw / 2000 rpm
	Displacement	7.79 L
	Emission Standard	EU Stage II
Dimensions	Length	10960 mm
	Width	3190 mm
	Height	3790 mm
	Boom Length	6150 mm
	Stick Length	2900 mm
	Tail Slewing Radius	3500 mm
	Track Gauge	2590 mm
	Length of Track on Ground	3930 mm
Operating Range	Max. Digging Radius	10625 mm
	Max. Digging at Ground Level	10430 mm
	Max. Digging Depth	6940 mm
	Max. Digging Height	9740 mm
	Max. Dumping Height	6600 mm



**ZOOMLION**

**Zoomlion Heavy Industry Science & Technology Co.,Ltd.**

Add: No.361, South Yinpen Road, Changsha, Hunan Province, P.R.China 410013

Email: earthmoving@zoomlion.com

Copyright©2024 Zoomlion. All rights reserved. Reproduction and copying of any part of contents is not allowed for any purposes without Zoomlion's approval.  
Note: Materials and specifications are subject to change without notice. Featured machines in photos may include additional equipment.

