

# CRAWLER EXCAVATOR ZE215G ACE

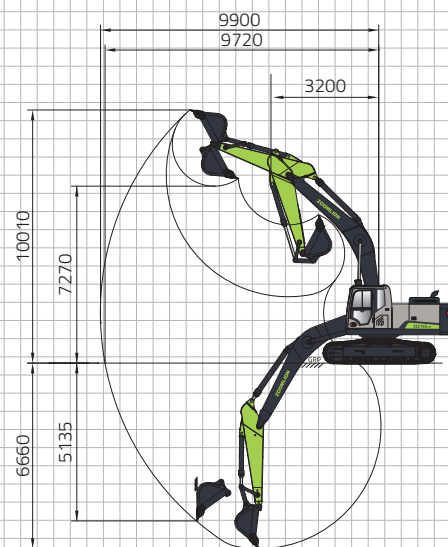
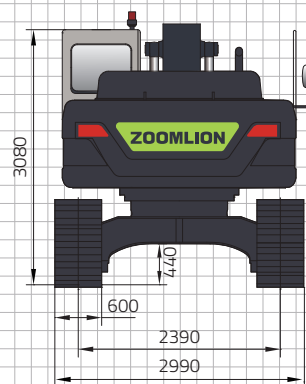
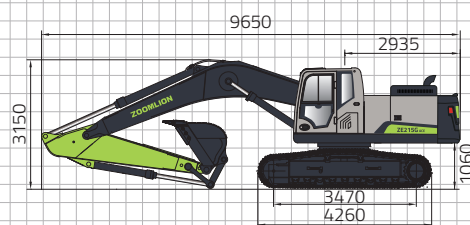


**ZOOMLION**

# CRAWLER EXCAVATOR

## ZE215G ACE

	Items	ZE215G ACE
Basic Technical Data	Operating Weight	22000
	Standard bucket capacity (Range)	1.1 m <sup>3</sup> (0.85 m <sup>3</sup> - 1.1 m <sup>3</sup> )
	Slewing Speed	12 r/min
	Traveling Speed(high/low)	5.4/3.4 km/h
	Max. Drawbar Pull	210 kN
	Digging Force of Bucket	150 kN
	Digging Force of Stick	109 kN
Engine	Engine Manufacturer	ISUZU
	Engine Model	4HK1XDEAA-01
	Rated Power	133 kW / 2000 rpm
	Displacement	5.193 L
	Emission Standard	EU Stage II
Dimensions	Length	9650 mm
	Width	2990 mm
	Height	3150 mm
	Boom Length	5700 mm
	Stick Length	2925 mm
	Tail Slewing Radius	2935 mm
	Track Gauge	2390 mm
	Length of Track on Ground	3470 mm
Operating Range	Max. Digging Radius	9900 mm
	Max. Digging at Ground Level	9720 mm
	Max. Digging Depth	6660 mm
	Max. Digging Height	10010 mm
	Max. Dumping Height	7270 mm



With the continuous evolution of technical design, product changes may occur. Regrettably, we cannot ensure timely notification of all alterations and sincerely seek your understanding.

**ZOOMLION**

**Zoomlion Heavy Industry Science & Technology Co.,Ltd.**

Add: No.361, South Yinpen Road, Changsha, Hunan Province, P.R.China 410013

Email: [earthmoving@zoomlion.com](mailto:earthmoving@zoomlion.com)

Copyright© Zoomlion. All rights reserved. Reproduction and copying of any part of contents is not allowed for any purposes without Zoomlion's approval.  
Note: Materials and specifications are subject to change without notice. Featured machines in photos may include additional equipment.

