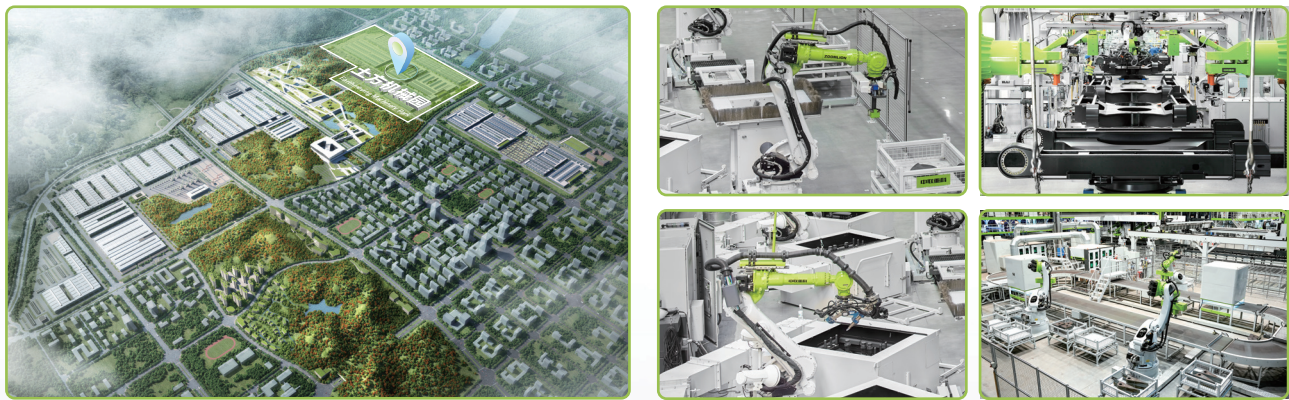


ZOOMLION TECHNOLOGY WITH INGENUITY AND CARE



THE WORLD'S LEADING EXCAVATOR INTELLIGENT MANUFACTURING FACTORY
ZOOMLION Smart City Earthmoving Machinery Park is an industry-leading intelligent and flexible excavator factory. From a piece of steel plate to an excavator, with high-precision welding process, highly reliable assembly process, high-level coating process and strict quality control, each excavator is delivered with ultimate quality.

ZOOMLION

Zoomlion Heavy Industry Science & Technology Co.,Ltd.

Add: No.361, South Yinpen Road, Changsha, Hunan Province, P.R.China 410013 Email: earthmoving@zoomlion.com
Copyright©2025 Zoomlion. All rights reserved. Reproduction and copying of any part of contents is not allowed for any purposes without Zoomlion's approval.
Note: Materials and specifications are subject to change without notice. Featured machines in photos may include additional equipment.



ZOOMLION 2.5-TONNAGE CRAWLER HYDRAULIC EXCAVATOR

ZE27GU



ZOOMLION

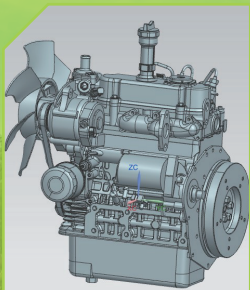
ZOOMLION MINI-EXCAVATOR

ZE27GU

Engine power: 15.4 kW @ 2400 rpm


Operating weight: 2700 kg (Cab)
2600 kg (Canopy)

Bucket capacity: 0.08 m³



FAMOUS BRAND ENGINE

Famous brand engine with;
three-vortex combustion
system (E-TVCS);
Mechanical speed regulation;
High power, sufficient power
reserve, fuel saving




THE NEW-GENERATION OF ZOOMLION MAIN PUMP

The 45cc large-displacement
main pump is combined with
the high-torque, high-power
reserve engine to achieve low
fuel consumption and high
work efficiency.



ZOOMLION MINI-EXCAVATOR



CONSIDERATE DESIGN

A step tread is installed for driver to easily get in the cab.



FATIGUE-REDUCING DESIGN

The armrest adopts stepless adjustment design. You can adjust the height as you wish. All drivers' needs will be satisfied.



LARGE SPACE DESIGN

It enjoys spacious legroom, where operating will not be limited by space. The entrance also features large size for drivers to easily get inside and outside. The room is not mini in this mini-excavator.



VERSATILE ZE27GU

Versatile ZE27GU has powerful performance and features, which can easily meet customer needs. A high configuration model is equipped with a breaker plumbing, a quick coupler plumbing, and multiple attachment plumbings, and allows the user to control the plumbing with a switch on the joystick for easier operation.



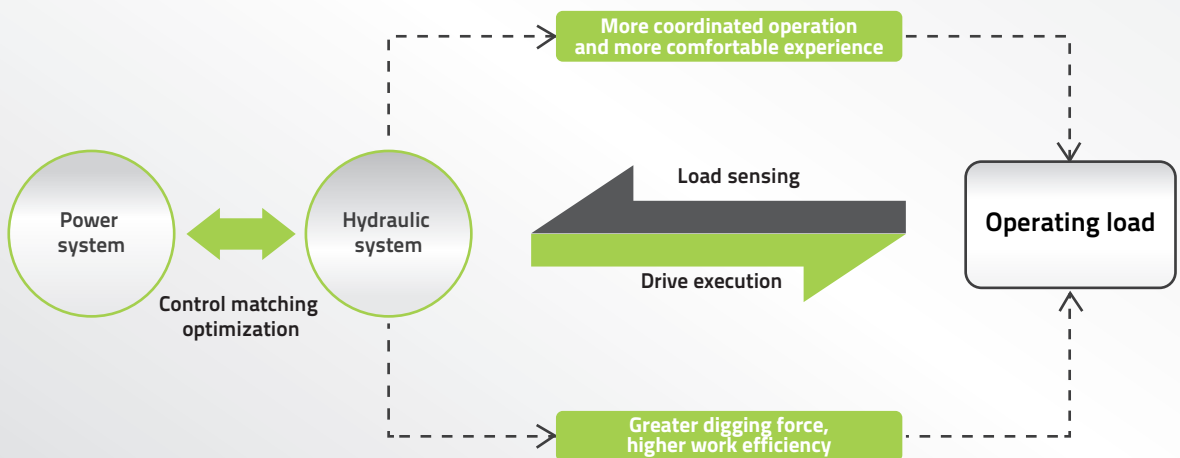
ZERO-TAIL SWING



One of ZE27GU's highlights is zero tail swing, its radius of swing will not exceed the width of the track in the full expanded state. This design means that it can work in narrow spaces and on busy roads, not limited by space.

LOAD SENSING SYSTEM

It can provide and distribute the flow according to the needs of the system, which meets the requirements of the actuator speed regulation and compound action, where the work efficiency is higher than that of the three-pump throttling system.



CONTROL PANEL

The LCD instrument panel provides key control. The user-friendly operation panel is not only full of technology, but also retains the physical key touch feeling. The menu bar on the right allows you to view key information such as engine speed, coolant temperature, and fuel level.



SELF-DEVELOPED A/C SYSTEM

The high-configuration machine is equipped with ZOOMLION self-developed new air conditioning system, with heating and cooling air conditioning functions and internal and external circulation system, providing adequate air volume for better comfort.




ELECTRIC PROPORTIONING JOYSTICK FOR A HIGH-CONFIGURATION MACHINE

The electric proportional joystick of a high configuration machine can better assist customers in controlling various attachments to complete various tasks.



HIGH RELIABILITY

The working plumbing is close to the upper part of the boom to avoid bumping into the pipeline during operation. Our design philosophy is to ensure equipment safety and build trust with customers.



The dozer plumbing is equipped with a protective plate to cope with difficult working conditions, protecting the cylinder and line at the same time.



OPEN INSPECTION

By opening the side door on one side, you can easily check the cooler, hydraulic oil, safety switch and other projects.



ONE-STOP CHECK

The inspection port is at the bottom of the cab. The user can inspect the pipelines while standing at the cab door, which is convenient for users, and frequent inspections allow the user to have a more comprehensive understanding of the equipment status.



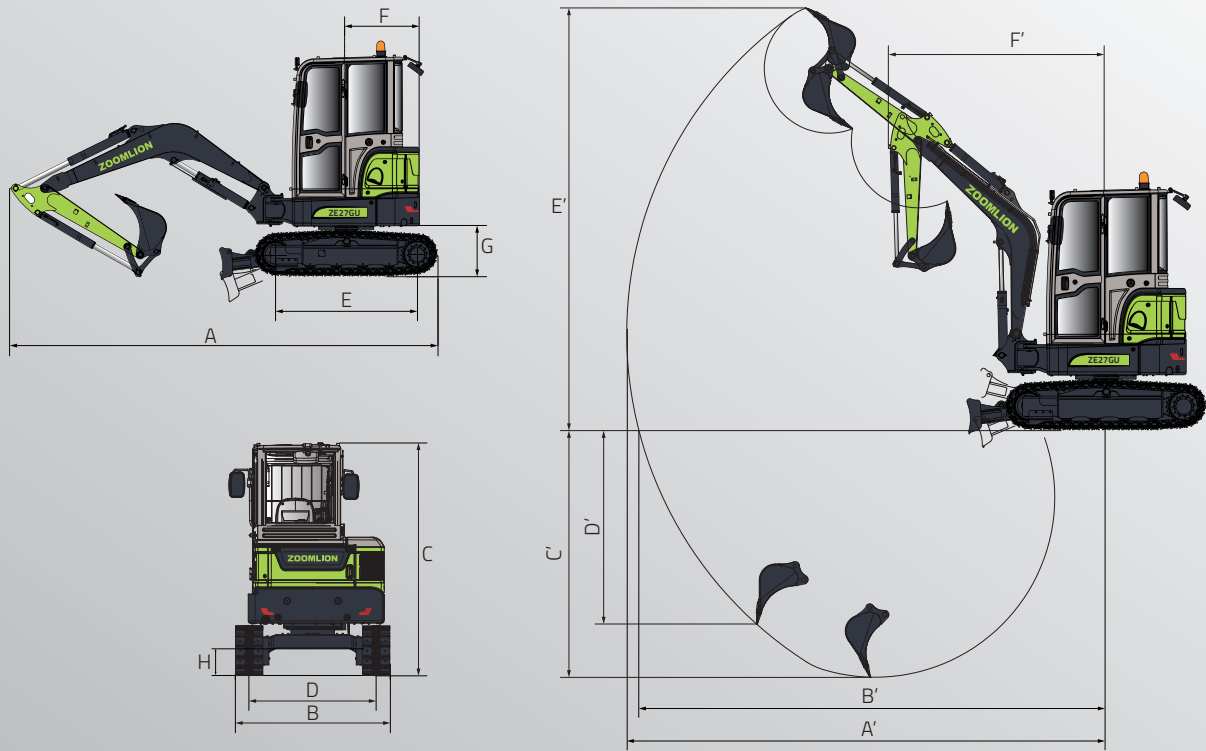
1. Battery voltage	2. Working hours
3. Hydraulic oil temperature	4. Fuel level
5. Fault warning	6. Light
7. High and low speed switching	8. Menu bar
9. Operation menu	10. Alarm



ONE-STOP MAINTENANCE

To open the whole tail covering piece, you only need to gently press the lock and rotate the buckle. All maintenance parts are within reach, where maintenance space is large, and the maintenance method is simple. It greatly saves the maintenance time and increases the work efficiency.

ZE27GU	
DIMENSIONS	
Overall length A	4260 mm
Overall width B	1500 mm
Overall height C	2490 mm
Overall gauge D	1200 mm
Length of track on ground E	1535 mm
Tail swing radius F	750 mm
Counterweight ground clearance G	540 mm
Minimum ground clearance H	300 mm
PERFORMANCE PARAMETERS	
Operating weight	2700 kg (cab) / 2650 kg (canopy)
Standard bucket capacity	0.08 m³
Rated power	15.4 kW@2400 rpm
Traveling speed (high/low)	4.2/2.6 km/h
Swing speed	9 r/min
WORK RANGE	
Max. digging reach A'	4910mm
Max. digging reach at ground level B'	4795 mm
Max. digging depth C'	2880 mm
Max. vertical digging depth D'	2505 mm
Max. digging height E'	4410 mm
Minimum front swing radius F'	2100 mm

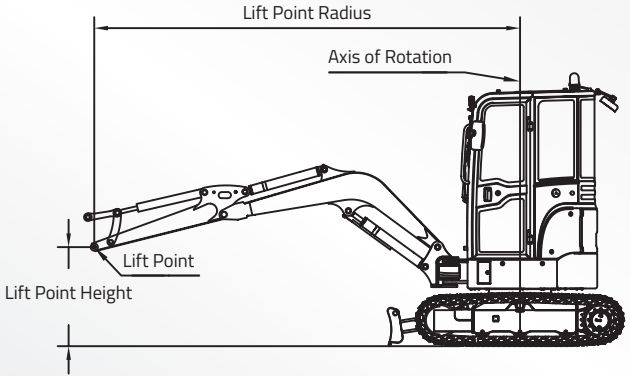


ZE27GU	
HYDRAULIC SYSTEM	
Main pump	Maximum displacement : 86 L/min
Working oil circuit	25 MPa
Swing oil circuit	18.6 MPa
Traveling oil circuit	25 MPa
Pilot oil circuit	3.5 MPa
BASIC TECHNICAL DATA	
Digging force of bucket (ISO)	23 kN
Digging force of arm (ISO)	13.8 kN
Max. drawbar pull	23.9 kN
Boom length	2100 mm
Arm length	1300 mm
AMOUNT OF FILLING FOR MAINTENANCE	
Fuel tank capacity	31 L
Engine coolant	2.7 L
Engine oil	5.1 L
Hydraulic system	35 L
Hydraulic tank	29 L

LIFT CAPACITY

LIFT POINT HEIGHT	Lift Point Radius (1.5 m)		Lift Point Radius (2 m)		Lift Point Radius (MAX)	
	over-front (kg)	over-side (kg)	over-front (kg)	over-side (kg)	over-front (kg)	over-side (kg)
3.0 m					507*	405
2.0 m			533*	513	492*	313
1.5 m	998*	954	615*	500	492*	294
1.0 m			699*	484	494*	286
0.5 m	1375*	845	764*	469	497*	287
0 m	1511	844	795*	460	499*	298
-1.0 m	1255*	850	699*	457	489*	367

Notes:
1. Load with * is limited by hydraulic capacity and based on ISO10567. Rated loads do not exceed 87% of the hydraulic capacity.
2. Load without * is limited by tipping load and based on ISO10567. Rated loads do not exceed 75% of the tipping capacity.
3. The excavator bucket, hook, sling and other lifting accessories are not included in this table.



SYSTEM	CONFIGURATION ITEM	ZE27GU
Powertrain	Engine	● Kubota
	Emissions from engine	Euro V/T4F
	Power kW/rpm	15.4/2400
Hydraulic system	Air filter	●
	Boom cylinder hose burst valve	●
	Arm cylinder hose burst valve	●
	Breaker pipeline (one/two-way switchable)	●
	Attachment plumbing	●
Cab	Quick coupler plumbing	●
	Flow regulation of attachment plumbing	●
	Canopy	○
	Cab	●
	A/C	●
	FOPS	●
	ROPS	●
	Fire extinguisher	●
	Multifunctional joystick	●
	Air conditioner	●
Lower structure	Two-bar steel crawler	○
	Rubber track	●
	300mm track	●
	Carrier roller, single side	● Single carrier roller
	Track roller, single side	● 4
	Lower rail clamp, single side	○ Single guard rail
Work equipment	Bulldozer blade	●
	Standard boom length	● 2100 mm
	Standard arm length	● 1300 mm
	Arm for thumb clamp	○ 1300 mm
Bucket	Standard configuration	● 0.08 m³ reinforced bucket
	Optional part 1	○ 300 mm wide bucket
	Optional part 2	○ 1 100 mm wide flat bucket
Electrical system	Audible and visual alarm	●
	LED working lamps (front)	● 2
	LED working lamps (Back)	○ 1
	Emergency stop switch	●
	12V power port	●
	Boom working lamp	● 1
	GPS	●
	AM/FM radio	●
Attachments	Recommended breaker drill rod diameter 1	45 mm
	Straight breaker	○
	Hydraulic quick coupler	○
	Ripper	○
	Tilt soil bucket	○
	Auger (with 300mm drill bit)	○
	Auger extension rod	○ 600 mm
	Auger bit 450mm	○
	Thumb clamp	○
Others	Auxiliary counterweight	○
	Cab rearview mirror	○ 1(Canopy) / ● 3 (Cab)

● STANDARD
 ○ OPTIONAL



MODEL	A	B	C	D	E	F	G	H	I
ZE27GU	121	121	35	35	190	207	186	12	1300

MODEL	J	K	L	M
ZE27GU	170	1265	290	290