

科技中联，匠心相伴 ZOOMLION TECHNOLOGY WITH INGENUITY AND CARE



全球领先的挖掘机智能制造工厂

The world's leading excavator intelligent manufacturing factory

中联智慧产业城土方机械园区拥有行业领先的智能化、柔性化的挖掘机工厂，从一块钢板到一台挖掘机，以高精度的焊接工艺、高可靠的装配工艺、高级别的涂装工艺和严苛的品质管控，让每一台交付的挖掘机都具备极致品质。

Zoomlion Smart City Earthmoving Machinery Park is an industry-leading intelligent and flexible excavator factory. From a piece of steel plate to an excavator, with high-precision welding process, highly reliable assembly process, high-level coating process and strict quality control, each excavator is delivered with ultimate quality.

中联重科125吨级 履带式液压挖掘机

ZOOMLION 125-TONNAGE CRAWLER HYDRAULIC EXCAVATOR

ZE1250G



ZOOMLION

ZOOMLION

Zoomlion Heavy Industry Science & Technology Co.,Ltd.

Add: No.361, South Yinpen Road, Changsha, Hunan Province, P.R.China 410013 Email: earthmoving@zoomlion.com
Copyright©2025 Zoomlion. All rights reserved. Reproduction and copying of any part of contents is not allowed for any purposes without Zoomlion's approval.
Note: Materials and specifications are subject to change without notice. Featured machines in photos may include additional equipment.



VISION CREATES FUTURE

思想构筑未来





01

配置与效率
CONFIGURATION & EFFICIENCY

02

卓越矿卡适配
OPTIMIZED TRUCK MATCH

03

可靠耐用
RELIABILITY & DURABILITY

04

舒适与智能
COMFORT & INTELLIGENCE

05

维修方便
CONVENIENT MAINTENANCE

06

技术参数
TECHNICAL SPECIFICATIONS



ZE1250G


Rated power: 567 kW / 1800 rpm
Operating weight: 116000 kg
Bucket capacity: 7.1~10 m³

发动机功率: 567 kW / 1800 rpm
操作重量: 116000 kg
斗容: 7.1~10 m³



配置与效率


CONFIGURATION & EFFICIENCY




大扭矩回转、行走总成，动作响应快
Large-torque swing and travel assemblies




采用定制的康明斯发动机，输出功率567kW，动力强悍；
低排放、低噪音，可以满足东南亚排放标准；
扭矩储备足且输出平稳、低速扭矩大，动作响应更快，使用寿命更长，更适应重载工况。
Using custom Cummins engine, output power 567kW, Strong power;
Low emission, low noise, can meet the Southeast Asian emission standards;
Sufficient torque reserve and stable output, low speed torque, faster action response, longer service life, more suitable for heavy load conditions.



3个变量柱塞泵，流量可达532L/min；
大排量回转马达，技术成熟，回转扭矩大，启动迅速，回转速度快。
3 variable piston pump, flow up to 532L/min;
Large displacement swing motor, mature technology, large swing torque, fast start, and fast rotation swing speed.



采用大通径主阀+副阀，阀芯结构优化，减小液压油与管路通道的摩擦力，降低油道压力损失12%以上。主副阀配置实现合流再生功能；
Adopt large diameter main valve + auxiliary valve, the spool structure is optimized the friction between the hydraulic oil and pipeline passage is reduced, which decreases the pressure loss of the oil passage by over 12%. The main and auxiliary valves are configured to realize the function of merging flow regeneration.



配置与效率 CONFIGURATION & EFFICIENCY



大泵低速策略，确保发动机运转在经济油耗区，效率提升8%；
E-COT控制系统：分泵控制+分工况控制，同等效率下，油耗降低6%；

Large pump low rotation speed strategy, to ensure that the engine runs in the economic fuel consumption zone, efficiency increased by 8%;
E-COT control system: sub-pump control + sub-condition control, with the same efficiency, fuel consumption is reduced by 6%;

旋流预滤+油浴式预滤器，性能优异，进气阻力小；适合多粉尘工，过滤效率高达99.9%以上。

Swirl pre-cleaner + oil bath pre-cleaner, excellent performance, low intake resistance; Suitable for dusty work, filtration efficiency up to 99.9% or more

动臂长度 Boom length	斗杆长度 Arm length	铲斗规格 Bucket specification	适用物料 Applicable material	适用最大物料密度 Suitable for maximum material density
7550	3400	8m ³ 强化斗 (标配) 8m ³ reinforced bucket (standard)	适用于软碎石的硬土、风化岩、煤矿表皮土壤剥离，出煤工况等有磨损物料挖掘装载作业。 It is suitable for hard soil of soft gravel, weathered rock, skin soil stripping of coal mine, mining conditions and other wear materials excavation and loading operations.	1600kg/m ³
		7.1m ³ 岩石斗 (选配) 7.1m ³ rock bucket (optional)	适用于重黏土、硬土、混有石块黏土，风化岩与碎石，煤矿表皮土壤剥离，出煤工况等有磨损物料挖掘装载作业。 It is suitable for heavy clay, hard soil, mixed stone clay, weathered rock and gravel, skin soil stripping in coal mine, mining conditions and other wear materials excavation and loading operations.	1800kg/m ³
		10m ³ 土方斗 (选配) 10m ³ earthwork bucket (optional)	适用于混有石子的普通土、黏土、沙土、腐殖土等较轻松散物料挖掘装载作业。 It is suitable for excavation and loading of bulk materials mixed with stones, such as ordinary soil, clay, sand and fertilizer.	1400kg/m ³



斗容 Bucket size	斗型 Bucket type	侧齿 Lateral tooth	标配斗齿 Standard with bucket teeth	选配斗齿 Optional bucket teeth	主刃板耐磨件 Main edge plate wear-resistant parts	耐磨性 Abrasion resistance
大 large	宽浅型，截面为双圆弧 Wide shallow type, cross-section is double arc					☆☆☆☆
中等 medium	宽浅型，截面为单圆弧C型 Wide and shallow type, The section is a single arc C type	条形 strip-shaped 	岩石斗齿 Rock bucket tooth 	锥齿 Conical tooth 	无 None	☆☆
小 small	窄深型，截面为双圆弧 Narrow deep type, cross-section is double arc					☆☆☆☆

矿用加强型配置、结构

Reinforced configuration and structure for mining

动臂和斗杆采用大截面设计，应力承载能力更大；
大扭矩、长寿命行走减速机，适应严苛行走工况；
矿山专用三排柱式回转支承，承载能力强；

The boom and arm adopt large section design, the larger the section, the greater the stress bearing capacity;
Large torque, long life travel reducer, adapting to harsh traveling conditions;
three-row roller swing bearing of large capacity dedicated for mining;



A 四轮一带及张紧装置选用知名品牌产品

The sprocket, track roller, carrier roller, idler, and track and the tensioning device are made of well-known brand products

B 设有两级脚踏，脚踏面符合人体工程学，踩踏安全舒适

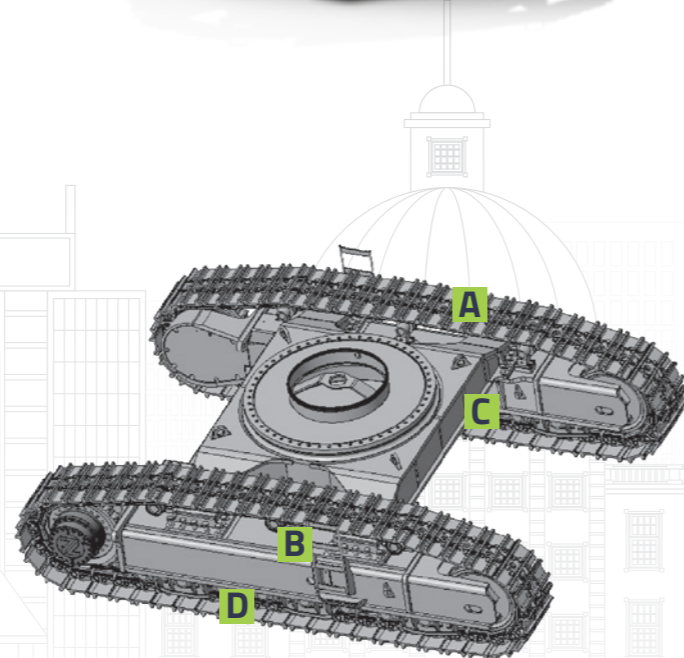
With a two-step tread, the tread surface is ergonomic, safe and comfortable

C 1) 纵梁采用三段式，由驱动轮端、引导轮端及梁体三段焊接而成；

- 2) 左右纵梁总成为箱形结构，内部有筋板；
 - 3) H架为腔体结构，内部有多块腹板；
 - 4) 回转支承安装座采用锻件，强度可靠，性能良好；
- 1) The longitudinal beam consists of three weldment sections: the sprocket end, the idler end, and the beam body;
2) The left and right longitudinal beams are always box-shaped structures with reinforced plates inside;
3) H frame is a cavity structure with multiple webs inside;
4) The mounting base of the swing support adopts forging, with reliable strength and good performance;

D 可兼容全防护型履带护板和半防护型履带护板


Compatible with fully protected track guard and semi-protected track guard



可靠耐久 RELIABILITY & DURABILITY

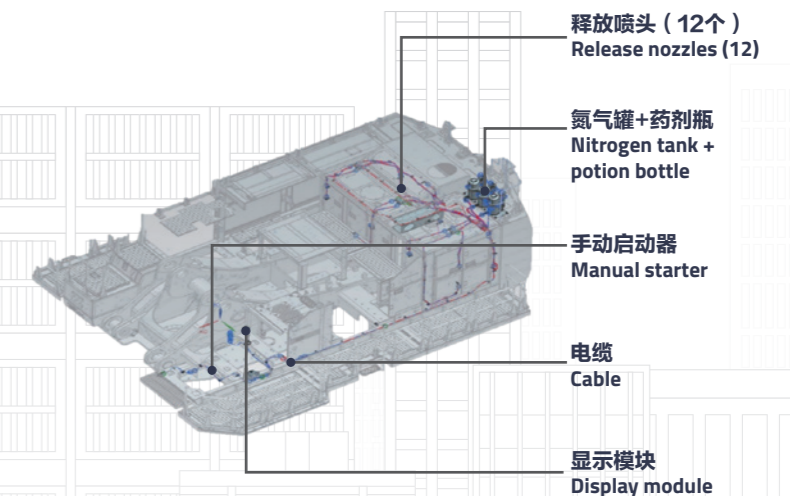
ZE1250G为矿用履带式反铲液压挖掘机，主要用于中大型露天矿山（煤矿、有色金属矿、建材矿）和大型基础工程的土石方剥离和物料装载。该机具有可靠耐用、节能高效等特点。工作环境温度在-40℃~50℃。该产品采用正流量控制系统，搭载国际知名品牌大功率发动机，为客户效率提供有效保障。

ZE1250G is a crawler backhoe hydraulic excavator for mining, mainly used in medium and large open pit mines (coal mines, non-ferrous metal mines, building materials mines) and large foundation projects of earth and rock stripping and material loading. The machine has the characteristics of reliability, durability, energy saving and high efficiency. The working environment temperature is -40℃ ~ 50℃. The product uses a positive flow control system, equipped with international well-known brand high-power engine, Provide effective guarantee for customer efficiency.



采用大面积独立式散热器，满足不同工况的散热需求，保障时刻处于工作适宜温度；风扇反转功能便于清理灰尘，提高产品使用寿命。

A large-area independent cooler meets the heat dissipation requirements of different working conditions, ensuring that it is always at a suitable working temperature; The fan reverse function is convenient for cleaning dust, improve product using life.



ZE1250G可选配灭火系统，按照车载灭火系统的设计要求，采用知名品牌的灭火装置，搭配自动探测模块，可以实现火情自动检测，自动灭火。

ZE1250G can be optional fire extinguishing system, according to the design requirements of the vehicle fire extinguishing system, match the fire situation suitable for different environments, the use of well-known brands of fire extinguishing devices, with automatic detection module, can achieve automatic fire detection, automatic fire extinguishing.

卓越矿卡适配 OPTIMIZED TRUCK MATCH



ZE1250G标准型配备8m³大斗，最佳匹配中联的ZT115A,ZT125G 矿卡。

ZE1250G Standard equipped with a large, 8 m³ bucket, which optimally matches with ZT115A,ZT125G trucks.

	ZT115A	ZT125G
ZE1250G 8m³	36m³	40m³
预计装满斗数 Estimated number of filled buckets	5	6
预计时间 Estimated time	2min	2min24s

物料密度 $1.6 \times 10^3 \text{ kg/m}^3$

Material density $1.6 \times 10^3 \text{ kg/m}^3$



舒适与智能 COMFORT & INTELLIGENCE



Large touch screen
Rearview camera configured as a standard part
大尺寸触摸屏
标配后视摄像头



Push start
一键启动



Cup holder
杯托

- USB 
- Bluetooth(蓝牙) 
- Data Transmission (数据传输) 



Highly integrated control panel
高集成化控制面板



Special suspension seat of large stroke
full wrapping experience
大行程专用悬浮座椅, 全包裹体验



Compared with the previous generation cab, the cooling effect of the new generation cab is increased by more than 19%
新一代驾驶室相比上一代驾驶室, 制冷降温效果提高19%以上



Large-area round view glass glass transmittance increased by more than 11%
Sunshade curtain configured as a standard part
大面积环绕式玻璃玻璃透率提升11%以上
标配遮阳帘

维修便捷
CONVENIENT
MAINTENANCE




机油滤、柴油滤、先导滤的检视与保养均伸手可及，实现一站式保养。

Engine fuel filters, oil filter and pilot filter are easily accessible at ground level, achieving "one-stop" inspection and maintenance



主阀及回转马达管路布置空间大、管路整洁清晰，维保简单易行；减速机齿轮油、燃油箱、防冻液均设置远程放液口，方便，安全。

The layout space of the main valve and swing motor pipelines is large, the pipelines are clean and clear, and maintenance is simple and easy to operate; The reducer gear oil, fuel tank, and antifreeze are all equipped with remote drain ports for convenience and safety.




维修便捷 CONVENIENT MAINTENANCE

YOU CAN TRUST ZOOMLION. 你可以相信中联重科

Zoomlion's service engineers are located in various key countries. According to the distribution of customers' equipment, engineers will be stationed in that country for a long time. If customers need it, our mission will be fulfilled. Every year, Zoomlion's service engineers carry out a service trip to visit new and old customers, listen to their opinions on service needs, collect their demands, Respond to reasonable demands in a timely manner.

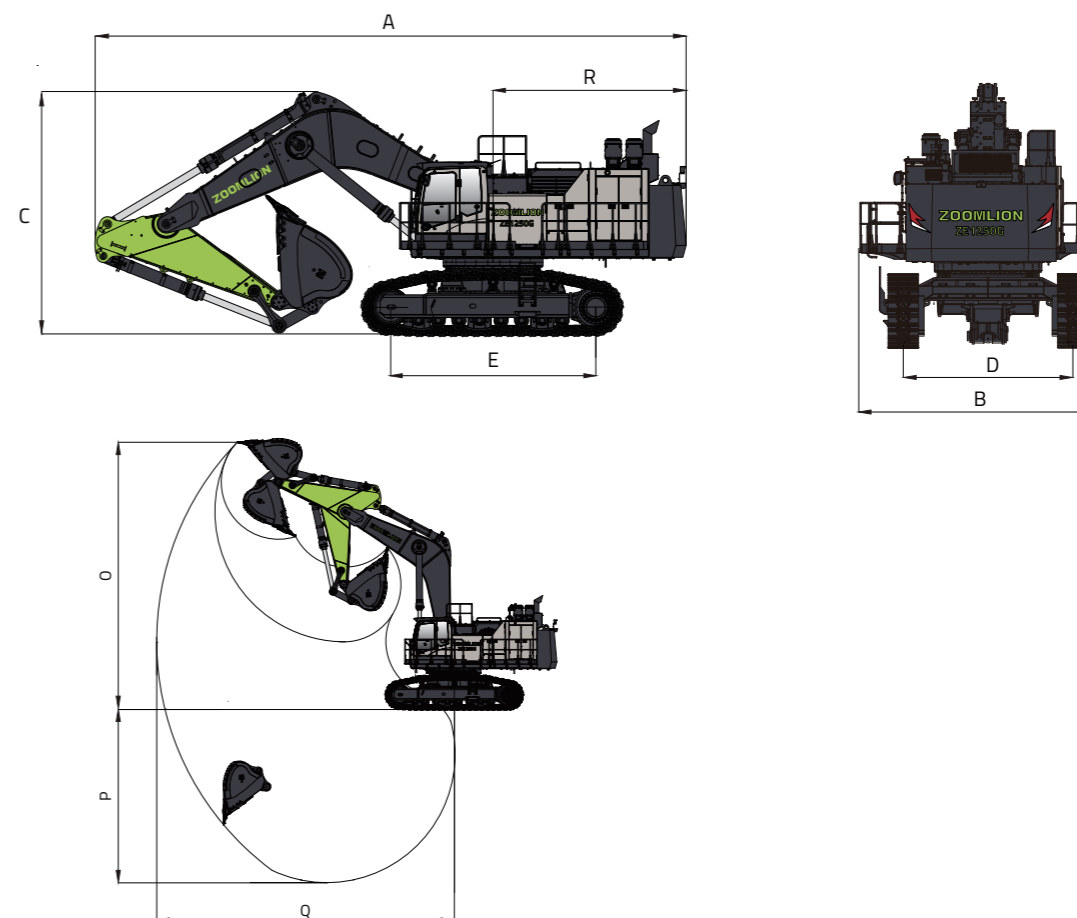
中联重科的服务工程师分布在各个重点国家,根据客户设备分布情况,工程师长期驻点该国家,客户有需要,我们使命必达。每年中联重科服务工程师都会开展服务万里行活动,针对新老客户拜访,听取服务需求意见,收集客户诉求,及时响应合理诉求。



技术参数 TECHNICAL SPECIFICATIONS

ZE1250G		
发动机 ENGINE		
品牌 Brand	康明斯 Cummins	
型号 Model	QSK23	
额定功率 Rated power	567kW / 1800rpm	
排量 Displacement	23.15 L	
液压系统 HYDRAULIC SYSTEM		
主泵 Main pump	3个变量柱塞泵 Variable displacement piston pumps 最大流量: 3×532L/min Maximum flow: 3×532L/min	
先导泵 Pilot pump	1个齿轮泵 One gear pump 最大流量: 27L/min Maximum flow: 27L/min	
溢流阀设定 SYSTEM PRESSURE SETTING		
工作油路 Oil circuit for work equipment	35 MPa	
回转油路 Oil circuit for swing device	28 MPa	
行走油路 Traveling circuit	35 MPa	
先导油路 Pilot circuit	3.9 MPa	
底盘结构 UNDERCARRIAGE		
托链轮数量 (每侧) Carrier roller	3	
支重轮数量 (每侧) Track roller	8	
驱动轮数量 (每侧) Sprocket	1	
引导轮数量 (每侧) Idler	1	
行走速度 TRAVELING SPEED (HIGH/LOW)		
高 High	3.6 km/h	
低 Low	2.5 km/h	
最大牵引力 Maximum drawbar pull	748 kN	
爬坡能力 Gradeability	30°	
上车平台 UPPER STRUCTURE		
回转速度 Swing speed	5.5 r/min	
回转扭矩 Swing torque	368 kNm	
工作装置 WORK EQUIPMENT		
动臂长度 Boom length	7550 mm	
斗杆长度 Arm length	3400 mm	
铲斗容量 BUCKET CAPACITY (m ³)		
标配 Standard	8 m ³ (强化Reinforced bucket)	
选配1 Optional 1	7.1 m ³ (岩石Rock bucket)	
选配2 Optional 2	10 m ³ (土方Dirt bucket)	
维护保养加注容量 SERVICE REFILL CAPACITIES		
燃油箱容积 Fuel tank (full)	1480 L	
发动机冷却液 Coolant (standard level)	109 L	
发动机油 Engine oil (standard level)	95 L	
回转装置 (齿轮油) Swing device (gear oil)	2×12 L	
行走装置 (每侧) Traveling device (standard level)	25.4 L	
液压系统 Hydraulic system (standard level)	1850 L	
液压油箱 Hydraulic oil tank (standard level)	650 L	

ZE1250G		
整机尺寸 DIMENSIONS		
A 总长度 Overall length	14630 mm	
B 总宽度 Overall width	5480 mm	
C 总高度 Overall height	6180 mm	
D 履带轨距 Track gauge	3900 mm	
E 履带轴距 Crawler base	5090 mm	
作业范围 OPERATING RANGE		
O 最大挖掘高度 Max. Digging Height	12510 mm	
P 最大挖掘深度 Max. Digging Depth	5380 mm	
Q 最大挖掘距离 Max. Digging Reach	13880 mm	
R 尾部回转半径 Tail turning radius	4860 mm	



分类Category	配置项Features	ZE1250G
动力系统 Powertrain	空气滤清器 Air cleaner	●
	旋流式空气预滤器 Swirl type air pre-cleaner	●
	油浴式空气预滤器 Oil bath air pre-cleaner	●
液压系统 Hydraulic system	破碎管路流量调节 Breaker plumbing flow adjustment	●
	破碎管路 (有蓄能器) Breaker plumbing (Accumulator)	○
驾驶室 Cab	FOPS	●
	前上细网格防护 Front upper Mesh guard	○
	前下细网格防护 Front lower Mesh guard	○
	前上栅格防护 Anterior superior Skeleton guard	○
	前下栅格防护 Anterior inferior Skeleton guard	○
	灭火器 Fire extinguisher	●
	自动灭火系统 Automatic fire extinguishing system	○
	空气悬浮座椅 Air suspension seat	●
	遮阳帘 Sunshade curtain	●
	冷暖空调 Air conditioner	●
	普通手柄 Plain handle	●
	2筋钢履带 Double grouser steel track	●
下车 Lower structure	750mm履带 750mm track	●
	900mm履带 900mm track	○
	标准动臂长度 Standard boom length	●7550mm
工作装置 Work Equipment	标准斗杆长度 Standard arm length	●3400mm
	标配 Standard	●8 m ³ (强化Reinforced bucket)
铲斗 Bucket	选配1 Optional 1	○7.1 m ³ (岩石Rock bucket)
	选配2 Optional 2	○10 m ³ (土方Dirt bucket)
	声光报警器Acousto-optic alarm	●
电气 Electrical system	急停开关Emergency stop switch	●
	24V电源接口24V DC outlets	●
	后视摄像头Rear view camera	●
	配重照明灯Counterweight lighting	●2个
	驾驶室前顶灯Cab front light	●2个
	动臂工作灯Boom light	●4个
	转台灯Upper frame light	●2个
	燃油加注泵 Fuel refill pump	○
	GPS	●
	10.1寸显示屏 10.1" display	●
	AM/FM收音机 AM/FM radio	●

STANDARD 标配 ●
OPTIONAL 选配 ○

分类Category	配置项Features	ZE1250G
维护保养 Maintenance	自动润滑系统 Automatic lubrication system	○
其他 Others	驾驶室后视镜 Driver's cab rearview mirror	●1个 1pc
	扶手后视镜 Armrest rearview mirror	●1个 1pc

起吊能力表LIFT CAPACITY

动臂7550mm, 斗杆3400mm, 底盘轴距5090mm, 轨距3900mm, 履带板宽750mm, 配重19000kg
在斗杆末端起吊, 无铲斗。
计算有铲斗的起吊能力, 只须从下面的值中减去直接安装铲斗或快速安装铲斗的实际重量即可。

Boom 7550mm, arm rod 3400mm, chassis crawler base 5090mm, track gauge 3900mm, track plate width 750mm, counterweight 19000kg
Lifting at the end of the arm, no bucket.
The lifting capacity of a bucket can be calculated by subtracting the actual weight of a directly mounted bucket or a quickly mounted bucket from the values below.

半径 Radius	高度 Height	3.0m		4.5m		6.0m		7.5m		9.0m		最大距离 Maximum reach		
														m
10.5 m	t											*16.274	*16.274	8.265
9.0 m	t							*21.385	*21.385			*15.121	*15.121	9.44
7.5 m	t							*22.152	*22.152			*14.825	*14.825	10.285
6.0 m	t			超工作范围超工作范围	超工作范围超工作范围	*28.274	*28.274	*23.809	23.139	*21	16.507	*15.069	*15.069	10.815
4.5 m	t			*42.36	*42.36	*31.782	31.295	*25.762	22.33	*21.884	16.218	*15.83	14.105	11.122
3.0 m	t			*47.023	43.163	*34.685	29.685	*27.492	21.467	21.94	15.804	*17.055	13.642	11.2
1.5 m	t			*48.633	41.349	*36.363	28.51	*28.549	20.741	21.536	15.421	*18.988	13.765	11.07
0 m	t			47.807	40.721	*36.435	27.813	28.124	20.256	21.281	15.178	20.459	14.555	10.721
-1.5 m	t	*57.473	*57.473	*44.811	40.672	*34.705	27.591	*26.919	20.099			*21.308	16.316	10.107
-3.0 m	t	*49.897	*49.897	*39.488	*39.488	*30.625	27.85	*22.348	20.351			*20.811	19.491	9.235
-4.5 m	t	*38.201	*38.201	*30.418	*30.418	*22.02	*22.02					*18.941	*18.941	7.956
-6.0 m	t													

- 表中载荷符合SAE J1097和ISO 10567液压挖掘机举升标准。
- 额定载荷不超过液压举升能力的87%或倾翻载荷的75%。
- 带有星号(*)的额定载荷主要受制于液压能力而非倾翻载荷。

- The load in the table complies with SAE J1097 and ISO 10567 hydraulic excavator lifting standards.
- The rated load does not exceed 87% of the hydraulic lifting capacity or 75% of the tipping load.
- The load rating marked with an asterisk (*) is primarily subject to hydraulic capacity rather than tipping load.