

科技中联，匠心相伴 ZOOMLION TECHNOLOGY WITH INGENUITY AND CARE



全球领先的挖掘机智能制造工厂

The world's leading excavator intelligent manufacturing factory

中联智慧产业城土方机械园区拥有行业领先的智能化、柔性化的挖掘机工厂，从一块钢板到一台挖掘机，以高精度的焊接工艺、高可靠的装配工艺、高级别的涂装工艺和严苛的品质管控，让每一台交付的挖掘机都具备极致品质。

Zoomlion Smart City Earthmoving Machinery Park is an industry-leading intelligent and flexible excavator factory. From a piece of steel plate to an excavator, with high-precision welding process, highly reliable assembly process, high-level coating process and strict quality control, each excavator is delivered with ultimate quality.

ZOOMLION

Zoomlion Heavy Industry Science & Technology Co.,Ltd.

Add: No.361, South Yipen Road, Changsha, Hunan Province, P.R.China 410013 Email: earthmoving@zoomlion.com
Copyright©2025 Zoomlion. All rights reserved. Reproduction and copying of any part of contents is not allowed for any purposes without Zoomlion's approval.
Note: Materials and specifications are subject to change without notice. Featured machines in photos may include additional equipment.



中联重科90吨级 履带式液压挖掘机

ZOOMLION 90-TONNAGE CRAWLER
HYDRAULIC EXCAVATOR
ZE900G



ZOOMLION

VISION CREATES FUTURE

思想构筑未来





01

配置与效率
CONFIGURATION & EFFICIENCY

02

可靠耐用
RELIABILITY & DURABILITY

03

卓越矿卡适配
OPTIMIZED TRUCK MATCH

04

舒适与智能
COMFORT & INTELLIGENCE

05

维修方便
CONVENIENT MAINTENANCE

06

技术参数
TECHNICAL SPECIFICATIONS



ZE900G

Rated power (发动机功率): 563 kW/2100 rpm
Operating weight (操作重量): 92000 kg
Bucket capacity (斗容): 5.5~6.5 m³




配置与效率 CONFIGURATION & EFFICIENCY

定制康明斯发动机，动力强劲、高效节能，扭矩储备足且输出平稳、低速扭矩大，动作响应更快，使用寿命更长，更适应重载工况。

全新开发的全电控系统集成工况自寻优控制技术，根据负载所需输出最优功率，并搭载分泵控制、超低怠速技术等实现油耗降低。

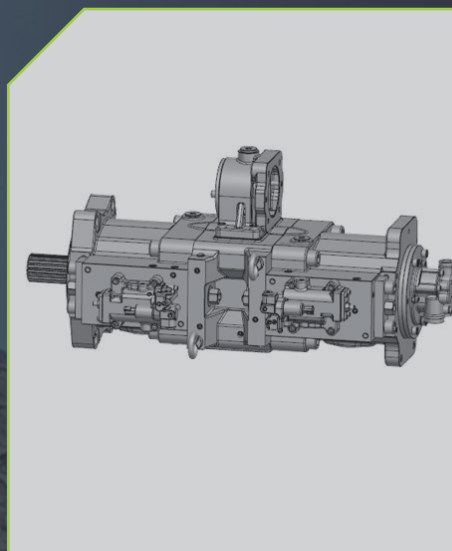
Customized CUMMINS engine, powerful and energy-saving. It has ample torque reserve, smooth power take off and high torque at low speed, together with faster action response and longer service life, making it more suitable for heavy duty working condition.

The new electronic control system, with integrated excavator condition auto-optimization technology, outputs optimized power according to workload demands, and improves fuel economy by separate pump control and ultralow speed idle technology.




电控主泵，产品性能成熟、稳定、可靠；双泵合流，速度更快；结构紧凑，效率更高。

With main pump of electronic control, it has stable and reliable product performance; dual-pump merging brings faster speed; compact structure creates higher efficiency.



采用大通径主阀，阀芯结构优化，减小液压油与管路通道的摩擦力，降低油道压力损失12%以上，能效提升。

It adopts large-diameter main valve, and spool structure is optimized; friction between hydraulic oil and line passage is reduced; the pressure loss of oil circuit is reduced by more than 12%, energy efficiency improved.



配置与效率


CONFIGURATION & EFFICIENCY



大泵低转速策略，确保发动机运转在经济油耗区，效率提升8%；
E-COT控制系统：分泵控制+分工况控制，同等效率下，油耗降低6%；

Large pump low rotation speed strategy, to ensure that the engine runs in the economic fuel consumption zone, efficiency increased by 8%;
E-COT control system: separate pump control + sub-condition control, with the same efficiency, fuel consumption is reduced by 6%;

双独立散热风扇 Two independent cooling fans



针对中东高温工况，散热系统全新设计，在环境温度50℃的高温工况下，整机散热性能依然稳定。

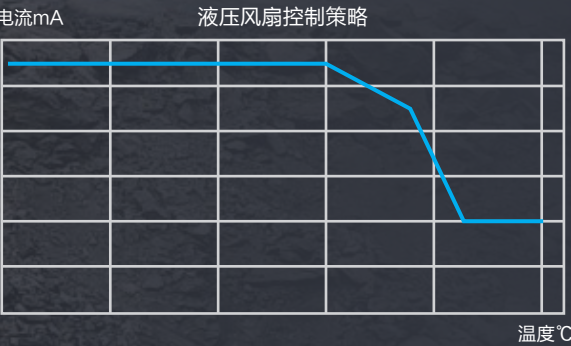
For the Middle East high temperature conditions, the new design of the heat dissipation system, under the high temperature conditions of the ambient temperature of 50℃, the heat dissipation performance of the whole machine is still stable.



双油浴式空滤，性能优异，进气阻力小；适合多粉尘工况，过滤效率高达99.9%以上。

Double oil bath type air filter, excellent performance, low intake resistance; Suitable for dusty work, filtration efficiency up to 99.9% or more

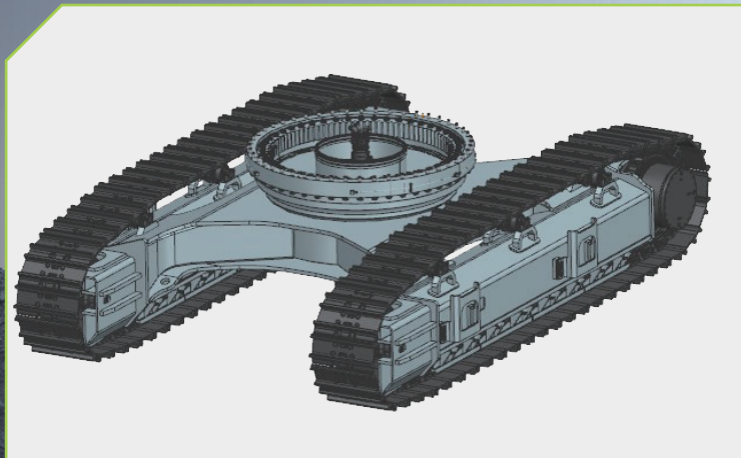
温度自适应控制 Temperature adaptive control



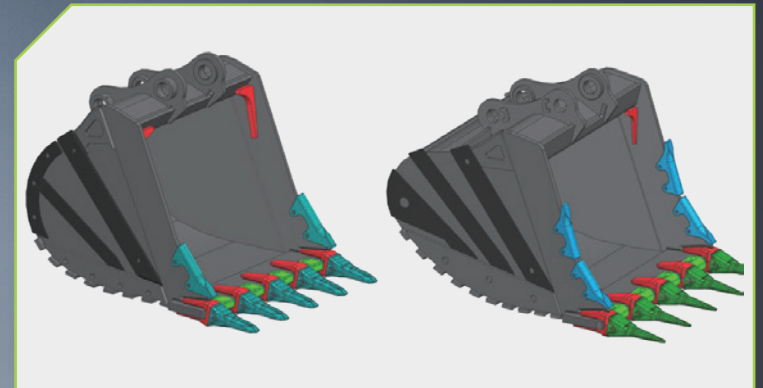
根据液压油温调整风扇转速,温度低转速低,功耗小。
Adjust the fan speed according to the hydraulic oil temperature. The fan speed is low and the power consumption is small.

动臂长度 Boom length	斗杆长度 Arm length	斗型 Bucket specification	铲斗规格 Bucket specification	适用物料 Applicable material	适用最大物料密度 Maximum applicable material density
7250	2800	岩石斗 rock bucket	5.5 (选配) 5.5 (optional)	适用于重黏土、硬土、混有石块黏土，风化岩与碎石，煤矿表皮土壤剥离，出煤工况等有磨损物料挖掘装载作业。 Suitable for digging and loading operation of heavy clay, hard soil, mixed stone clay, weathered rock and gravel, coal mine surface soil peeling, coal working conditions and other wear material.	1800kg/m³
		强化斗 reinforced bucket	6.1(标配) 6.1 (standard)	适用于软碎石的硬土，风化岩，煤矿表皮土壤剥离，出煤工况等有磨损物料挖掘装载作业。 Suitable for digging and loading operation of hard soil of soft gravel, weathered rock, coal mine surface soil peeling, coal working condition and other wear material.	1600kg/m³
		土方斗 earthwork bucket	6.5 (选配) 6.5 (optional)	适用于混有石子的普通土、黏土、沙土、肥土等较轻松散物料挖掘装载作业。 Suitable for digging and loading operation of common soil, clay, sand, loam and other loose material.	1400kg/m³

可靠耐久 RELIABILITY & DURABILITY



- 矿山专用底盘;
- 标配三对夹轨器,阻止支重轮骑轨,延长履带和支重轮的使用寿命;
- 设有两级脚踏,脚踏面符合人体工程学,踩踏安全舒适。
- Special undercarriage dedicated for mining condition;
- It is equipped with three pairs of track guards as standard configuration, to prevent the track roller from being misplaced with the track, and extend the service life of track and track roller
- Special undercarriage dedicated for mining condition;
- With two-stage step tread, the tread surface design accords with ergonomics, safe and comfortable.



铲斗容量大, 寿命长, 效率高
Big bucket capacity, long life, high efficiency

- 岩石斗
双圆弧斗型设计,挖掘阻力减小,适用土石方和石方作业。
- 斗齿
矿山型斗齿,耐磨性好, 使用寿命长,减少客户维护成本。
- Rock bucket
Double arc bucket design, reduced excavation resistance, suitable for earth and stone work.
- Bucket teeth
Mine type bucket teeth, good wear resistance, long service life, reduce customer maintenance costs.



- 动臂和斗杆采用大截面设计,应力承载能力更大。
- The boom and arm adopt large section design, the larger the section, the greater the stress bearing capacity.

卓越矿卡适配 OPTIMIZED TRUCK MATCH



ZE900G标配6.1m³大斗，最佳匹配中联的ZT96A、ZT115A、ZT125A。

ZE900G Standard equipped with a large, 6.1m³ bucket, which optimally matches with ZT96A、ZT115A、ZT125A trucks.

	ZT96A	ZT115A	ZT125A
ZE900G	30m³	36m³	40m³
预计装满斗数 Estimated number of filled buckets	5	6	7
预计时间 Estimated time	1min40s	2min	2min20s

物料密度1600 kg/m³

Material density 1600kg/m³



舒适与智能 COMFORT & INTELLIGENCE




Large touch screen
Rearview camera configured as a
standard part
大尺寸触摸屏
标配后视摄像头



Push start
一键启动



Cup holder
杯托

- USB 
- Bluetooth(蓝牙) 
- Data Transmission (数据传输) 



Highly integrated control panel
高集成化控制面板



Special suspension seat of large stroke
full wrapping experience
大行程专用悬浮座椅，全包裹体验



Compared with the previous generation cab,
the cooling effect of the new generation cab is
increased by more than 19%
新一代驾驶室相比上一代驾驶室，制冷降温
效果提高19%以上



Large-area round view glass glass transmit-
tance increased by more than 11%
Sunshade curtain configured as a standard
part
大面积环绕式玻璃通透率提升11%以上
标配遮阳帘

维修便捷 CONVENIENT MAINTENANCE




液压风扇，可实现反转，清理灰尘更轻松
 The hydraulic fan can rotate reversely for easier dust removal.



机油滤、柴油滤、先导滤的检视与保养均伸手可及，维护保养更加便捷。
 Engine fuel filters, oil filter and pilot filter are easily accessible at ground level, Easier maintenance.



发动机舱空间更大，检视、维修、保养更方便；
 专设维修保养踏板，所有维保点都能轻松触及。
 The engine compartment has a larger space, making inspection, maintenance, and service more convenient; With specially designed maintenance step treads, all maintenance points can be easily accessible.



主阀及回转马达管路布置空间大、管路整洁清晰，维保简单易行；
 减速机齿轮油、燃油箱、防冻液均设置远程放液口，方便，安全。
 The layout space of the main valve and swing motor pipelines is large, the pipelines are clean and clear, and maintenance is simple and easy to operate; The reducer gear oil, fuel tank, and antifreeze are all equipped with remote drain ports for convenience and safety.






YOU CAN TRUST ZOOMLION. 你可以相信中联重科

Zoomlion's service engineers are located in various key countries. According to the distribution of customers' equipment, engineers will be stationed in that country for a long time. If customers need it, our mission will be fulfilled. Every year, Zoomlion's service engineers carry out a service trip to visit new and old customers, listen to their opinions on service needs, collect their demands, Respond to reasonable demands in a timely manner.

中联重科的服务工程师分布在各个重点国家,根据客户设备分布情况,工程师长期驻点该国家,客户有需要,我们使命必达。每年中联重科服务工程师都会开展服务万里行活动,针对新老客户拜访,听取服务需求意见,收集客户诉求,及时响应合理诉求。



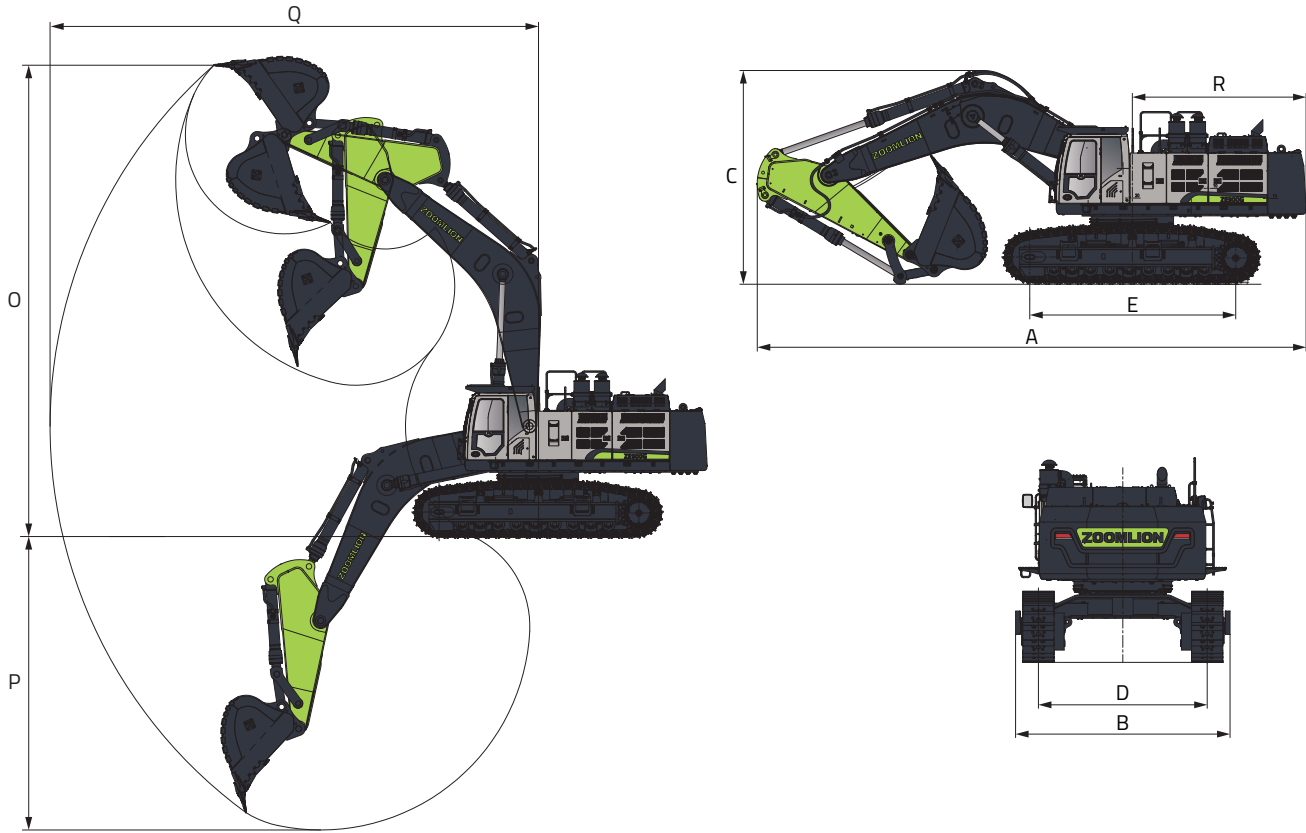
	燃油滤芯 Fuel filter element 三级变两级 Three-stage filter element to two-stage filter element
	机油滤芯 Oil filter element 保养周期延长 Maintenance interval extended by 100%
	液压油滤芯 Hydraulic oil filter element 保养周期延长 Maintenance interval extended by 100%
	专用液压油 Special hydraulic oil 保养周期延长 Maintenance interval extended by 100%

ZE900G		
发动机 ENGINE		
品牌 Brand	康明斯 Cummins	
型号 Model	QSM15 77C	
额定功率 Rated power	563 kw / 2100 rpm	
排量 Displacement	14.5 L	
液压系统 HYDRAULIC SYSTEM		
主泵 Main pump	2个变量柱塞泵 最大流量：2x490L/min	Two variable displacement piston pumps Maximum flow: 2x490L/min
先导泵 Pilot pump	1个齿轮泵 最大流量：27L/min	One gear pump Maximum flow: 27L/min
溢流阀设定 SYSTEM PRESSURE SETTING		
工作油路 Oil circuit for work equipment	36.5 MPa	
回转油路 Oil circuit for swing device	30 MPa	
行走油路 Traveling circuit	36.5 MPa	
先导油路 Pilot circuit	3.9 MPa	
底盘结构 UNDERCARRIAGE		
托链轮数量（每侧） Carrier roller	3	
支重轮数量（每侧） Track roller	9	
驱动轮数量（每侧） Sprocket	1	
引导轮数量（每侧） Idler	1	
行走速度 TRAVELING SPEED (HIGH/LOW)		
高 High	3.8 km/h	
低 Low	2.6 km/h	
最大牵引力 Maximum drawbar pull	597 kN	
爬坡能力 Gradeability	70 %	
上车平台 UPPER STRUCTURE		
回转速度 Swing speed	6.2 r/min	
工作装置 WORK EQUIPMENT		
动臂长度 Boom length	7250 mm	
斗杆长度 Arm length	2800 mm	
铲斗容量 BUCKET CAPACITY (m³)		
标配 Standard	6.1 m³	
选配1 Optional 1	6.5 m³	
选配2 Optional 2	5.5 m³	
维护保养加注容量 SERVICE REFILL CAPACITIES		
燃油箱容积 Fuel tank (full)	1000 L	
发动机冷却液 Coolant (standard level)	60 L	
发动机油 Engine oil (standard level)	54 L	
回转装置（齿轮油） Swing device (gear oil)	2×13 L	
行走装置（每侧） Traveling device (standard level)	25 L	
液压系统 Hydraulic system (standard level)	1000 L	
液压油箱 Hydraulic oil tank (standard level)	500 L	

技术参数

TECHNICAL SPECIFICATIONS

ZE900G		
整机尺寸		DIMENSIONS
A 总长度	Overall length	13520mm
B 总宽度	Overall width	4460mm
C 总高度	Overall height	5260mm
D 履带轨距	Track gauge	2970/3510mm
E 履带轴距	Crawler base	5090mm
作业范围		OPERATING RANGE
O 最大挖掘高度	Max. Digging Height	11970mm
P 最大挖掘深度	Max. Digging Depth	7455mm
Q 最大挖掘距离	Max. Digging Reach	12405mm
R 尾部回转半径	Tail turning radius	4335mm



分类 Category	配置项 Features	ZE900G
动力系统 Powertrain	空气滤清器 Air filter	●
	旋流式空气预滤器 Swirl type air pre-cleaner	○
	油浴式预滤器 Oil bath air pre-cleaner	●
液压系统 Hydraulic system	动臂闭锁阀 Boom locking valve	●
	斗杆闭锁阀 Arm locking valve	●
电气系统 Electrical system	声光报警器 Acousto-opticalamm	●
	急停开关 Emergency stop switch	●
	24V电源接口 24V DC outlets	●
	后视摄像头 Rearview camera	●
	配重照明灯 Counterweight lighting	○
	驾驶室前顶灯 Cab front light	● 2个 2PCS
	动臂工作灯 Boom light	● 2个 2PCS
	转台灯 Upperframe light	● 1个 1PC
	GPS	●
	10.1寸显示屏 10.1"display	●
	AM/FM收音机 AM/FM radio	●
	2筋钢履带 Double grouser steel track	●
底盘系统 Lower structure	650mm履带 650mm track	●
	空气悬浮座椅 Air suspension seat	●
驾驶室 Cab	灭火器 Fire extinguisher	●
	顶栅格防护 Top Skeleton guard	●
	前上细网防护 Front upper Mesh guard	○
	前下细网防护 Front upper Mesh guard	●
	冷暖空调 Air conditioner	●
	防晒膜 Sunscreen film	○
	遮阳帘 Sunshade curtain	●
	普通手柄 Plain handle	●
工作装置 Work Equipment	标准动臂长度 Standard boom length	● 7250mm
	标准斗杆长度 Standard arm length	● 2800mm
铲斗 Bucket	标配 Standard	● 强化斗6.1m³ Reinforced bucket
	选配1 Optional 1	○ 土方斗6.5m³ Dirt bucket
	选配2 Optional 2	○ 岩石斗5.5m³ Rock bucket

STANDARD 标配 ●
OPTIONAL 选配 ○

分类 Category	配置项 Features	ZE900G
维护保养 Maintenance	自动润滑系统 Automatic lubrication system	○
其他 Others	驾驶室后视镜 Driver's cab rearview mirror	● 1个 1PC
	扶手后视镜 Armrest rearview mirror	● 1个 1PC
	灭火器（外部） Fire extinguisher (external)	○
	自动灭火系统 Automatic fire extinguishing system	○

起吊能力表LIFT CAPACITY

适用机型：ZE900G

动臂7250mm，斗杆2800mm，底盘轴距5090mm，轨距3510mm，履带板宽650mm，配重16500kg

在斗杆末端起吊，无铲斗。

计算有铲斗的起吊能力，只须从下面的值中减去直接安装铲斗或快速安装铲斗的实际重量即可。











Boom 7250mm, arm rod 2800mm, chassis crawler base 5090mm, track gauge 3510mm, track plate width

650mm, counterweight 16500kg

Lifting at the end of the arm, no bucket.

The lifting capacity of a bucket can be calculated by subtracting the actual weight of a directly mounted bucket

or a quickly mounted bucket from the values below.

半径 Radius 高度 Height		3.0m		4.5m		6.0m		7.5m		9.0m	
											
7.5 m	t							*23.492	*23.492		
6.0 m	t					*29.077	*29.077	*25.216	*25.216	*21.359	14.838
4.5 m	t					*34.13	*34.13	*27.342	20.886	*23.352	14.531
3.0 m	t					*37.319	*29.1	*29.216	19.913	*24.328	14.091
1.5 m	t					*38.611	*27.863	*30.27	19.132	*24.828	13.687
0 m	t			超工作范围	超工作范围	*38.019	*27.359	*30.194	18.712	*24.413	13.451
-1.5 m	t	超工作范围	超工作范围	*43.873	*43.873	*35.806	*27.437	*28.622	18.654	*18.032	*13.153
-3.0 m	t	*43.315	*43.315	*38.138	*38.138	*31.448	*31.448	*24.657	19.009		
-4.5 m	t	超工作范围	超工作范围	*29.248	*29.248	*23.185	*23.185				

- 表中载荷符合SAE J1097和ISO 10567液压挖掘机举升标准。
- 额定载荷不超过液压举升能力的87%或倾翻载荷的75%。
- 带有星号（*）的额定载荷主要受制于液压能力而非倾翻载荷。

- The load in the table complies with SAE J1097 and ISO 10567 hydraulic excavator lifting standards.
- The rated load does not exceed 87% of the hydraulic lifting capacity or 75% of the tipping load.
- The load rating marked with an asterisk (*) is primarily subject to hydraulic capacity rather than tipping load.