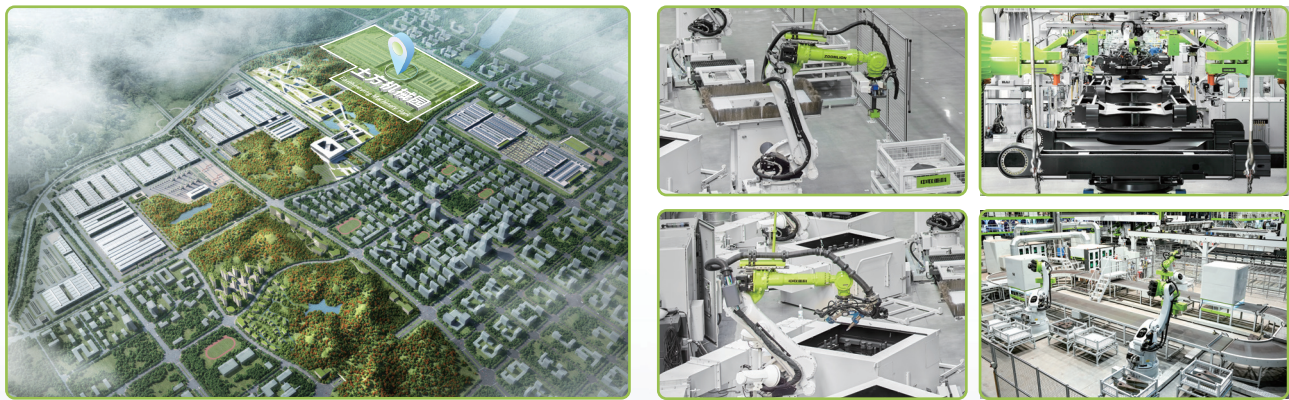


ZOOMLION TECHNOLOGY WITH INGENUITY AND CARE



THE WORLD'S LEADING EXCAVATOR INTELLIGENT MANUFACTURING FACTORY
ZOOMLION Smart City Earthmoving Machinery Park is an industry-leading intelligent and flexible excavator factory. From a piece of steel plate to an excavator, with high-precision welding process, highly reliable assembly process, high-level coating process and strict quality control, each excavator is delivered with ultimate quality.

ZOOMLION

Zoomlion Heavy Industry Science & Technology Co.,Ltd.

Add: No.361, South Yinpen Road, Changsha, Hunan Province, P.R.China 410013 Email: earthmoving@zoomlion.com
Copyright© Zoomlion. All rights reserved. Reproduction and copying of any part of contents is not allowed for any purposes without Zoomlion's approval.
Note: Materials and specifications are subject to change without notice. Featured machines in photos may include additional equipment.



ZOOMLION SKID-STEER LOADER ZS090V



ZOOMLION

**VISION
CREATES
FUTURE**



The ZOOMLION skid-steer loader provides you with outstanding performance, exceptional comfort, ease of maintenance, and superior durability.

OUTSTANDING PERFORMANCE

Well-known brand engine

- High-pressure common-rail system and diesel particulate filter (DPF)
- The high-pressure common-rail system electronically controls the timing and amount of fuel injected to ensure full combustion, improving fuel efficiency, and reducing engine noise.
- Equipped with exhaust gas recirculation technology and a DPF, the ZS090V meets the U.S. EPA Tier 4 Final and EU Stage V emission standards.

Strong power

- Powerful and reliable 47.9 kW engine gets the job done with ease.

Regeneration system

- It can burn off the soot and ash accumulated in the DPF, keeping the DPF clean and prolonging the service life. For safety reasons, the automatic regeneration system can be switched off when working in fire-prone areas. When regeneration is required, the monitor will remind you to regenerate timely.

FUEL SAVING

The combination of a fixed throttle knob and a foot-operated throttle balances the need for power with economical efficiency.



10-gear knob fixed throttle

Constant engine speed can be maintained during operations such as cold milling, trenching, sweeping, snow removal, and drilling.



Automatic resetting foot-operated throttle

The foot-operated throttle can be used to increase engine speed when strong power is needed transitorily.

- Outstanding performance
- Exceptional comfort
- Excellent safety
- Ease of maintenance
- Superior durability

Engine power: 47.9 kW
Rated load (50% tipping load): 901 kg
Tipping load: 1,802 kg
Bucket breakout force: 18.5 kN
Operating weight: 2,998 kg

EXCELLENT PASSABILITY

Travel speed

Standard 11.5 km/h (maximum) can meet the need for fast travel.



Standard heavy-duty tires

Anti-crack heavy-duty tires have a durable tread pattern for excellent grip and stability.

Optional solid tires

The solid tire is super wear-resistant, so its service life is enhanced and it can avoid the risk of flat tires.

Large ground clearance and departure angle

With a large ground clearance of 201 mm and a 25° departure angle, the ZS090V easily crosses large obstacles, allowing it to drive on more rugged surfaces and work in more complex environments.

UNIQUE VERTICAL LIFTING ARM

The bionic design of the arm, like the "downward curved willow leaf," improves the lateral vision and protects you during work.



The maximum dump reach is **790** mm.

The maximum dump height is **2,377** mm.

The dump angle of **42°** results in faster unloading.

The wheelbase of **1,080** mm makes the working process more stable.

The maximum bucket breakout force is **18.5** kN.



STABLE HYDRAULIC SYSTEM

Internationally renowned brand core components

Hydraulic core components are from internationally renowned brands, which provides a more stable hydraulic system.

International standard hydraulic interfaces for attachment

Standard 1/2-inch male and female connectors and 3/8-inch male connectors.

Proportional control of attachment flow

Proportional foot-operated valves are used to control the flow output of the attachment, which makes it more accurate.

Optional high-flow attachment system

With the option of a high-flow system, the attachment flow system has been increased from 70 L/min to 110 L/min to provide strong support for attachment work.

Optional automatic levelling system

No need to manually adjust the angle during operation to maintain the attachment position when lifting the attachment.

EXCEPTIONAL COMFORT



Exceptional comfort

The panoramic cab increases safety during work.



Optional suspension seat

An even more outstanding suspension seat allows you to maintain an excellent working condition.



Ample legroom

The spacious cab offers ample legroom to help reduce operator fatigue.



Standard cupholder

A cupholder under the right armrest makes it easy to place a cup of water to quench your thirst when working.



Optional air-conditioning configuration

It provides superior cooling and heating all year round.



Reading lamp

A standard reading lamp makes it easy to view and read inside the cab.



Large-screen monitor

A standard large-screen monitor results in friendly human-machine interaction. It can remind maintenance information and fault information in real time.



Pressurized cab

The pressurized cab effectively isolates dust, flying debris, and insects, enabling you to work in a comfortable environment with minimized distractions, lower noise levels, and reduced fatigue even during extended work periods.



12V power output

With a maximum power output of 120 W, it can charge mobile phones and power other small electronic devices.

EXCELLENT SAFETY




Optional cab side guard
The side guard protects your lateral safety.



FOPS/ROPS cab
A FOPS/ROPS certified cab provides protection in the event of unforeseen rollovers and falling objects.



Optional turn signals and exterior rearview mirrors
They do not move with the lift arm, making it easy to observe the situation at the back of the machine at any time and keeping you safe.



Optional reversing camera
Its large display at the front of the cab and the high-definition camera at the rear ensure a complete view of the machine's rear door.



Hydraulic lines are located inside the lift arm for perfect protection of the hydraulic lines.




Optional license plate holder and license plate lamp at the rear end
They make it easy to identify your vehicle.

EASE OF MAINTENANCE




Interior maintenance

The cab can be tilted without raising the lift arm, easy to check the hydraulic pump, multi-way valve, and pipelines.



Daily inspections


Opening the rear door and the upper cover to access to all components for daily inspections.



Integrated toolbox

The toolbox is integrated into the cab floor for easy storage of tools.

- 1 Engine injectors
- 2 Engine oil dipstick
- 3 Battery
- 4 Hydraulic oil filter
- 5 Fuel filter
- 6 Air filter
- 7 Fuel-water separator
- 8 Oil filter



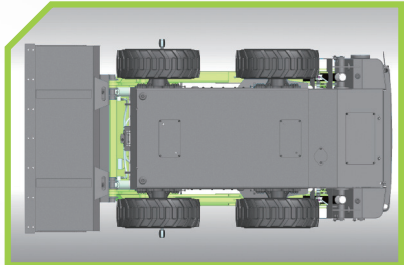
Side-mounted sprocket box

Sprocket boxes arranged on the side facilitate daily maintenance and inspection.



Mud cleaning port

Two cleaning ports at the front of the cab ensure quick and easy removal of mud and debris from the interior of the cab.




The bottom ensures quick and easy removal of mud and debris from the lower part of the machine.

LCD monitor enables real-time monitoring of maintenance information


Long service intervals reduce frequent maintenance, allowing oil changes every 500 hours.

VARIOUS ATTACHMENTS


Combination Bucket



Trencher



Sweeper



- Sweeper
- Sweeper with edge brush
- Angle Broom
- Dozer Blade
- Snow Blower

- Grapple, Industrial
- Mixing Bucket
- Scraper
- Snow Blade
- Tiller

- Trencher
- Mower
- Auger
- Bale fork
- Combination Bucket

- Grapple, Root
- Breaker
- Pallet Forks

Auger



Angle Broom



Scraper



TECHNICAL SPECIFICATIONS

Item	ZS090V
Model	
Rated Operating Capacity	901 kg
Tipping Load	1802 kg
Operating Weight	2998 kg
Standard Bucket Capacity	0.44 m³
Performance Parameters	
Lift Arm Breakout Force(ISO)	16.5 kN
Bucket Breakout Force(ISO)	18.5 kN
Max. Travel Speed	11.5 km/h
Max Gradeability	25° (46 %)
Max. Drawbar Pull	23 kN
Engine	
Model	Kubota V2403-CR-T
Emission standard	EU Stage V
Rated power	47.9/2700 kW/rpm
Displacement	2434 ml
Fuel Tank	72 L
Coolant (Standard Level)	11 L
Hydraulic System	
Hydraulic Tank (Standard Level)	35 L
Hydraulic System (Standard Level)	70 L
Work System (Standard Flow)	70 L/min
Work System (High Flow)	110 L/min
Traveling System Pressure	28 MPa
Work Equipment System Pressure	21 MPa

Item	ZS090V
Overall Dimensions	
Overall Length (with bucket)	3364 mm
Overall Width (with bucket)	1725 mm
Overall Height (To Cab Top)	1998 mm
Bucket Hinge Pin Height	3039 mm
Tail Length	1049 mm
Ground Clearance	201 mm
Departure Angle	25 °
Tire Edge Width	1630 mm
Front Turning Radius (Without Bucket)	1233 mm
Front Turning Radius (With Bucket)	1968 mm
Rear Turning Radius	1689 mm
Working Range	
Max. Operating Height	3826 mm
Max. Dump Height	2377 mm
Dump Angle at Maximum Height	42 °
Bucket Rollback at Maximum	86 °
Height Bucket Rollback at Flat	24 °
Ground Dump Reach	790 mm
Undercarriage Parameters	
Wheel Base	1080 mm
Wheel Track	1356 mm

STANDARD & OPTIONAL FEATURES

Standard

- Adjustable suspension seat
- Attachment hydraulic system
- Mechanical quick change device
- Reversing alarm
- ISO control mode
- Horn
- 0.44 m³ bucket
- Integrated instrument
- Lifting arm safety support
- Front and rear work lamp and driving lamp
- Enclosed cab (ROPS/FOPS certified car trim, left and right side windows, sunroof, rear window, front door, power connector, wiper and water bottle, and reading lamp)

Optional

- Safety interlock device
- Two-point safety belt
- Safety bar
- Built-in rearview mirror
- Vacuum tires
- Floating arm function
- Cup holder
- Heater
- Heating and cooling air conditioner
- Solid tires
- Rotating beacon
- Reversing camera
- GPS
- Assembled blade
- Assembled bucket teeth
- Emergency stop switch
- Attachment quick coupling dust cover
- Wiring harness for electrical control of attachment
- Turn signals & exterior rearview mirror
- License plate bracket & license plate lamp
- Hydraulic quick change
- Exterior rearview mirror
- Safety hammer
- Fire extinguisher
- Automatic bucket levelling
- Cab side guard
- External counterweight
- High-flow system

Dimensions and working range

