

# ZOOMLION TECHNOLOGY WITH INGENUITY AND CARE



## THE WORLD'S LEADING EXCAVATOR INTELLIGENT MANUFACTURING FACTORY

ZOOMLION Smart City Earthmoving Machinery Park is an industry-leading intelligent and flexible excavator factory. From a piece of steel plate to an excavator, with high-precision welding process, highly reliable assembly process, high-level coating process and strict quality control, each excavator is delivered with ultimate quality.



Zoomlion Heavy Industry Science & Technology Co.,Ltd.

Add: No.361, South Yinpen Road, Changsha, Hunan Province, P.R.China 410013      Email: earthmoving@zoomlion.com  
Copyright©2025 Zoomlion. All rights reserved. Reproduction and copying of any part of contents is not allowed for any purposes without Zoomlion's approval.  
Note: Materials and specifications are subject to change without notice. Featured machines in photos may include additional equipment.



# ZOOMLION 800KG SERIES SKID-STEER LOADER ZS080V/ZS085V





**VISION  
CREATES  
FUTURE**






The ZOOMLION skid-steer loaders provide you with outstanding performance, exceptional comfort, ease of maintenance and superior durability.

# OUTSTANDING PERFORMANCE



Engine power: 36 kW  
Tipping load: 1,674 kg  
Operating weight: 2,860 kg  
Bucket breakout force: 18.5 kN  
Rated Operating Capacity (ROC): 837 kg



## Well-known brand engine


- Ensure full combustion of fuel, improve fuel efficiency and economical efficiency, and reduce engine noise.

## Strong power

- Powerful and reliable 36kW engine gets the job done with ease.

## Separate working pumps

- Separate charge pumps and separate gear pumps can effectively reduce heat generation and system pressure, and improve working efficiency by 19%.



## Stable structure

- The frame and chassis are designed as a single unit, which greatly improves structural strength and load-bearing capacity.



## Dual throttle design

- The dual-throttle design adjusts the engine speed according to load changes, reducing power loss and achieving higher fuel economy.



# EXCELLENT ADAPTABILITY

## High ground clearance for greater departure angle

With a high ground clearance of 201mm and a 25° departure angle, the ZS080V/ZS085V easily crosses large obstacles, allowing it to drive on more rugged surfaces and work in more complex environments.



## Standard heavy-duty tires

Wear-resistant heavy-duty tires are durable and provide excellent grip and stability.

## Optional solid tires

Optional solid tires have a longer service life, can be used in extremely complex conditions, and are puncture-resistant to avoid air leakage problem.

## Modular and multi-functional

ZS080V/ZS085V can fulfill the complex operation requirements in small space; by adapting a variety of different functional attachments, it can meet the requirements of construction, site cleaning, winter snow removal, industrial logistics and other scenarios.



# UNIQUE VERTICAL LIFT ARM

Unlike the circular trajectory of the radial lifting, the unique linkage structure of vertical lifting technology makes the lifting trajectory of the front end of the working arm to be approximately vertical, which reduces the frequent forward and backward movement of the machine, and allows unloading to be completed in-situ, which gives a greater advantage to loading and unloading of materials in narrow indoor spaces, such as warehouses and in-building constructions.



The maximum dump reach is **790** mm.

The maximum dump height is **2,377** mm.

The maximum bucket breakout force is **18.5** kN.

The maximum height dump angle of **42°** results in faster unloading.

The wheelbase of **1,080** mm makes the working process more stable.



# STABLE HYDRAULIC SYSTEM

## Internationally renowned brand core parts

Hydraulic core parts adopt an internationally renowned brand, which provides a more stable hydraulic system.

## Internationally available flow interfaces for attachment

Standard 1/2-inch male and female connectors and 3/8-inch male connectors.

## Proportional control of attachment flow (ZS085V only)

Proportional foot-operated valves are used to control the flow output of the attachment, which makes it more accurate.

## Optional high-flow attachment system (ZS080V only)

With the option of a high-flow system, the attachment flow system has been increased from 76 L/min to 118 L/min to provide strong support for attachment work.

## Optional automatic levelling system

No need to manually adjust the angle during operation to maintain the attachment position when lifting the attachment.

# EXCEPTIONAL COMFORT




## Panoramic cab

The field of vision is improved by more than 50% and lateral blind spots are dramatically reduced.



## Optional suspension seat

An even more outstanding suspension seat allows you to maintain an excellent working condition.



## Ample legroom

The spacious cab offers ample legroom to help reduce operator fatigue.



## Optional cupholder

A cupholder under the right armrest makes it easy to place a cup of water to quench your thirst while you work.



## Optional air-conditioning configuration

It provides superior cooling and heating all year round.



## Reading lamp

A standard reading lamp makes it easy to view and read inside the cab.



## Integrated Instrument

Integrated instrument allows for real-time display of critical equipment information on the screen.



## Pressurized cab

The pressurized cab effectively isolates dust, flying debris and insects, and minimizes noise levels.



## 120W power output

With a maximum power output of 120 W, it can charge mobile phones and power other small electronic devices.



# EXCELLENT SAFETY



**Optional reversing camera**  
Its large display at the front of the cab and the high-definition camera at the rear ensure a complete view of the machine's rear door.



**Optional turn signals and exterior rearview mirrors**  
They do not move with the lift arm, making it easy to observe the situation at the back of the body at any time and keeping you safe.



**FOPS/ROPS cab**  
A cab certified for FOPS/ROPS provides protection in the event of unforeseen rollovers and falling objects.



**Optional cab side guard**  
The side guard protects your lateral safety.



**Built-in hydraulic lines**  
Hydraulic lines are located inside the lift arm for perfect protection of the hydraulic lines.




**Optional license plate holder and license plate lamp at the rear end**  
They make it easy to identify your vehicle.




# EASE OF MAINTENANCE



**Interior maintenance**  
The cab can be tilted without raising the arm, facilitating access to the hydraulic pump, multi-way valve and pipelines.





**Daily inspections**  
Opening the rear door and the upper cover grants access to all components for daily inspections.



**Integrated toolbox**  
The toolbox is integrated into the cab floor for easy storage of tools.

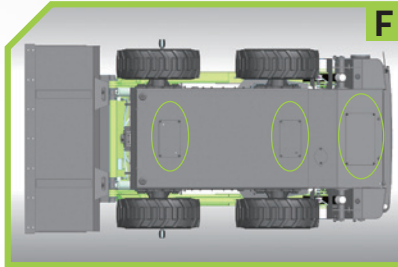
- 1 Engine injectors
- 2 Engine oil level gauge
- 3 Battery
- 4 Hydraulic oil filter
- 5 Fuel filter
- 6 Air filter
- 7 Fuel-water separator
- 8 Oil filter



**Side-mounted sprocket box**  
Sprocket boxes arranged on the side facilitate daily maintenance and inspection.



**Mud cleaning port**  
Two cleaning ports at the front of the cab ensure quick and easy removal of mud and debris from the interior of the cab.




**Quick undercarriage cleaning**  
The bottom ensure quick and easy removal of mud and debris from the lower part of the machine.

**Integrated instrument enables real-time monitoring of maintenance information**  
Long service intervals reduce frequent maintenance, allowing oil changes every 500 hours.




# VARIOUS ATTACHMENTS


Auger



Trencher



Sweeper



▪ Grapple,Root

▪ Dozer Blade

▪ Angle Broom

▪ Combination Bucket

▪ Scraper

▪ Snow Blower

▪ Mixing Bucket

▪ Grapple,Industrial

▪ Mower

▪ Bale Fork

▪ Snow Blade

▪ Tiller

▪ Breaker

▪ Pallet Forks

# LIST OF OPTIONS

## Standard Configuration

- Adjustable seat
- Attachment hydraulic system
- Mechanical quick change device
- Reversing alarm
- Hand and foot control mode
- Hydraulic pilot control, ISO control mode (ZS085V)
- Horn
- 0.4 m³ bucket
- Integrated instrument
- Lift arm safety support
- Front and rear work lamp and driving lamp
- Enclosed cab (meets ROPS and FOPS safety requirements of the CE certification)
- Safety interlock device
- Two-point safety belt
- Safety bar
- Built-in rearview mirror
- 10 x 16.5 standard tires
- Universal sign
- Floating arm function

## Optional Configuration

- Fan heater
- Heating and cooling air conditioner
- SSS31x10-20 Solid tires SSS31x10-20
- Rotating warning lamp
- Reversing camera
- GPS
- Movable blade
- Movable bucket teeth
- Emergency stop switch
- Attachment quick coupling dust cover
- Wiring harness for electrical control of attachment
- Turn signals & exterior rearview mirror
- License plate bracket & license plate lamp
- Hydraulic quick change (ZS080V)
- Safety hammer
- Fire extinguisher
- Automatic bucket levelling
- Cab side guard
- External counterweight (ZS080V)
- High-flow system (ZS080V)
- Adjustable suspension seat
- Pre-filter (ZS080V)

# MAIN PARAMETERS

Item	ZS080V	ZS085V
Model		
Rated Operating Capacity	837 kg	878 kg
Tipping Load	1674 kg	1756 kg
Operating Weight	2860 kg	2920 kg
Standard Bucket Capacity	0.4 m³	
Operating Mode	Mechanical	Pilot
Performance Parameters		
Boom Breakout Force (ISO)	16.5 kN	
Boom Breakout Force (ISO)	18.5 kN	
Max. Travel Speed	11 km/h	
Max Gradeability	25 °(46 %)	
Max. Drawbar Pull	22 kN	
Engine Parameters		
Rated Power	36/2700 kW/rpm	36.7/2500 kW/rpm
Max. Torque	158.6/1600 Nm/rpm	160/1800–2000 Nm/rpm
Displacement	2434 ml	2670 ml
Fuel Tank (Full)	72 L	
Coolant (Standard Level)	11 L	
Hydraulic System Parameters		
Max. Flow (Standard System)	76 L/min	70 L/min
Max. Flow (High-flow System)	118 L/min	/
Traveling System Pressure	28 MPa	
Work Equipment System Pressure	21 MPa	
Dimensions		
Overall Length (With Bucket)	3364 mm	
Overall Width (With Bucket)	1725 mm	
Overall Height (To Cab Top)	1998 mm	
Tire Size	10-16.5 mm	

Item	ZS080V	ZS085V
Work Range		
A	Max. Operating Height	3826 mm
B	Bucket Hinge Pin Height	3039 mm
C	Overall Height (To Cab Top)	1998 mm
D	Ground Clearance	201 mm
E	Tail Length	1049 mm
F	Wheel Base	1080 mm
G	Overall Length (Without Bucket)	2636 mm
H	Overall Length (With Bucket)	3364 mm
I	Dump Reach	790 mm
J	Max. Dump Height	2377 mm
K	Max. Horizontal Height of Bucket Bottom	2872 mm
L	Departure Angle	25 °
M	Bucket Tilting Angle at Maximum Height	86 °
N	Dump Angle at Maximum Height	42 °
O	Max. Bucket Retracting Angle at Flat Ground	24 °
P	Tire Edge Width	1630 mm
Q	Tread Width	1356 mm
R	Bucket Edge Width	1725 mm
S	Rear Turning Radius	1689 mm
T	Front Turning Radius (Without Bucket)	1233 mm
U	Front Turning Radius (With Bucket)	1968 mm

Dimensions and Work Range Diagram

