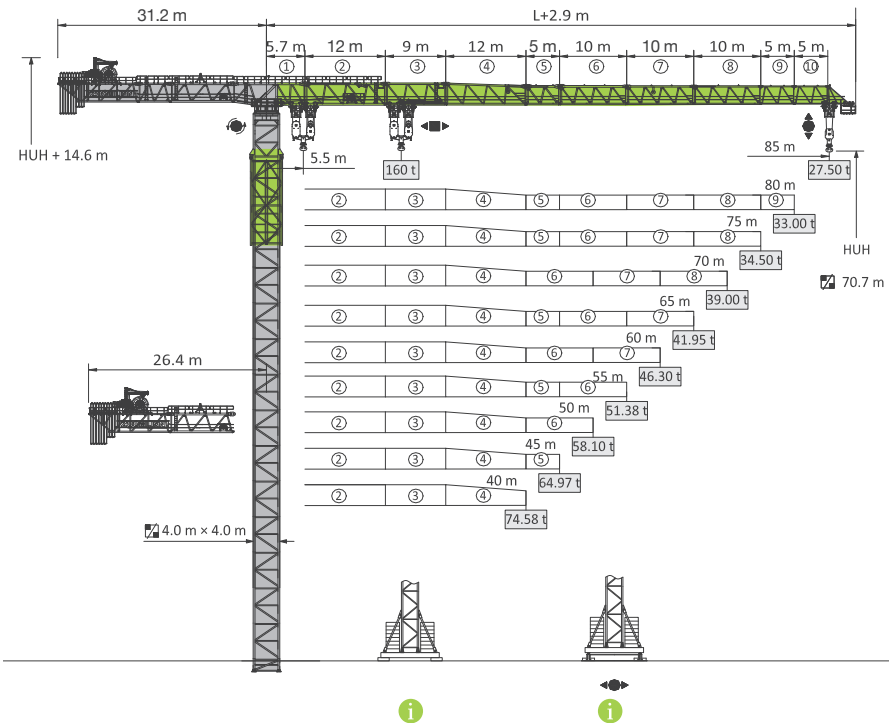
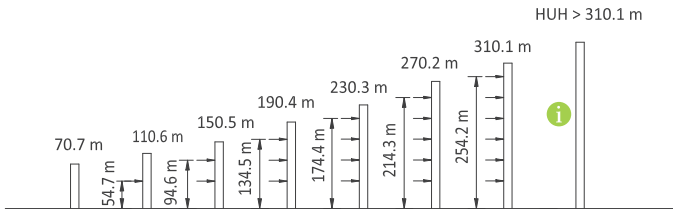
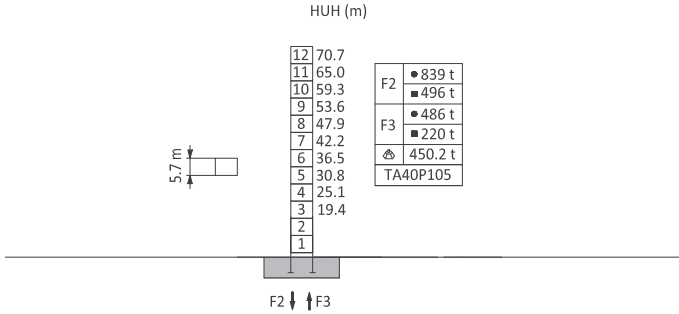


R2800-160



塔身—反力&附着 / Mast – Reactions & Anchorages / Mast – Fundament Ecklasten & Verankerungen

4.0m -VB R2800-160VB












Load diagrams / Lastkurven / 起重性能




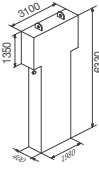
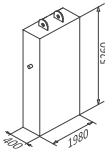
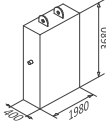
lifting capacity

R2800-160 m		m / t	15.0	20.0	25.0	30.0	35.0	40.0	45.0	50.0	55.0	60.0	65.0	70.0	75.0	80.0	85.0
85	吊钩	5.5-63.0/40.0	40.00	40.00	40.00	40.00	40.00	40.00	40.00	40.00	40.00	40.00	38.48	35.13	32.24	29.72	27.50
	钢丝绳	5.5-34.6/80.0	80.00	80.00	80.00	80.00	78.91	67.59	58.88	51.97	46.35	41.70	37.78	34.43	31.54	29.02	26.80
	滑轮组	5.5-18.2/160.0	160.00	142.56	108.84	87.00	71.69	60.38	51.66	44.75	39.14	34.48	30.56	27.21	24.32	21.80	19.58
80	吊钩	5.5-68.4/40.0	40.00	40.00	40.00	40.00	40.00	40.00	40.00	40.00	40.00	40.00	40.00	38.89	35.75	33.00	
	钢丝绳	5.5-37.5/80.0	80.00	80.00	80.00	80.00	80.00	74.29	64.81	57.28	51.17	46.10	41.83	38.19	35.04	32.30	
	滑轮组	5.5-19.6/160.0	160.00	156.54	119.83	96.05	79.39	67.07	57.59	50.07	43.95	38.88	34.62	30.97	27.82	25.08	
75	吊钩	5.5-66.5/40.0	40.00	40.00	40.00	40.00	40.00	40.00	40.00	40.00	40.00	40.00	40.00	37.56	34.50		
	钢丝绳	5.5-36.5/80.0	80.00	80.00	80.00	80.00	80.00	71.91	62.70	55.39	49.46	44.54	40.39	36.85	33.80		
	滑轮组	5.5-19.1/160.0	160.00	151.57	115.92	92.83	76.65	64.69	55.48	48.18	42.24	37.32	33.17	29.63	26.58		
70	吊钩	5.5-68.6/40.0	40.00	40.00	40.00	40.00	40.00	40.00	40.00	40.00	40.00	40.00	40.00	39.00			
	钢丝绳	5.5-37.6/80.0	80.00	80.00	80.00	80.00	80.00	74.48	64.97	57.43	51.31	46.23	41.95	38.30			
	滑轮组	5.5-19.7/160.0	160.00	156.93	120.14	96.31	79.61	67.26	57.76	50.22	44.09	39.01	34.73	31.08			
65	吊钩	5.5-65.0/40.0	40.00	40.00	40.00	40.00	40.00	40.00	40.00	40.00	40.00	40.00	40.00				
	钢丝绳	5.5-37.6/80.0	80.00	80.00	80.00	80.00	80.00	74.48	64.97	57.43	51.31	46.23	41.95				
	滑轮组	5.5-19.7/160.0	160.00	156.93	120.14	96.31	79.61	67.26	57.76	50.22	44.09	39.01	34.73				
60	吊钩	5.5-60.0/40.0	40.00	40.00	40.00	40.00	40.00	40.00	40.00	40.00	40.00	40.00	40.00				
	钢丝绳	5.5-37.6/80.0	80.00	80.00	80.00	80.00	80.00	74.58	65.07	57.52	51.38	46.30					
	滑轮组	5.5-19.7/160.0	160.00	157.15	120.32	96.45	79.73	67.37	57.85	50.30	44.16	39.08					
55	吊钩	5.5-55.0/40.0	40.00	40.00	40.00	40.00	40.00	40.00	40.00	40.00	40.00						
	钢丝绳	5.5-37.6/80.0	80.00	80.00	80.00	80.00	80.00	74.58	65.07	57.52	51.38						
	滑轮组	5.5-19.7/160.0	160.00	157.15	120.32	96.45	79.73	67.37	57.85	50.30	44.16						
50	吊钩	5.5-50.0/40.0	40.00	40.00	40.00	40.00	40.00	40.00	40.00	40.00							
	钢丝绳	5.5-38.0/80.0	80.00	80.00	80.00	80.00	80.00	75.32	65.71	58.10							
	滑轮组	5.5-19.9/160.0	160.00	158.68	121.52	97.44	80.57	68.10	58.50	50.88							
45	吊钩	5.5-45.0/40.0	40.00	40.00	40.00	40.00	40.00	40.00	40.00								
	钢丝绳	5.5-37.6/80.0	80.00	80.00	80.00	80.00	80.00	74.48	64.97								
	滑轮组	5.5-19.7/160.0	160.00	156.93	120.14	96.31	79.61	67.26	57.76								
40	吊钩	5.5-40.0/40.0	40.00	40.00	40.00	40.00	40.00	40.00									
	钢丝绳	5.5-37.6/80.0	80.00	80.00	80.00	80.00	80.00	74.58									
	滑轮组	5.5-19.7/160.0	160.00	157.15	120.32	96.45	79.73	67.37									

传动机构 / Mechanisms / Antriebe

380 V (± 10 %) 50 Hz											kW	
	H160FL200-1460D	t	40	20	10	3.5	80	40	20	7	160	1460 m 
		m/min	20	40	67	100	10	20	34	50		
							/					
		t	160	80	40	14						
		m/min	5	10	17	25						
	S185CA-350.275CC20/13A S185CN-350.275CC20/13A	r/min	0 - 0.4								4 x 18.5	
	T185FC85	m/min	0 - 40								18.5	
			252.5 kW									





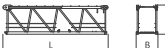






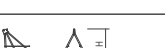








Counter-jib ballast / Gegenauslegerballast / 平衡重


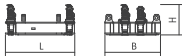

 m	 m	13.5 t	10.0t	7.0t	 (t)	PHZ13500B	PHZ10000G	PHZ7000A
85.0	31.2	6	3	1	118.0			
80.0		5	5	0	117.5			
75.0		5	4	1	114.5			
70.0		4	4	1	101.0			
65.0		4	4	1	101.0			
60.0		4	3	1	91.0			
55.0		4	3	1	91.0			
50.0	26.4	5	4	0	107.5	(mm)		
45.0		5	3	0	97.5			
40.0		4	3	1	91.0		(mm)	

Central ballast / Zentralballast / 压重



运输单元 / Dimensions and weight / Abmessungen und Gewicht

上装 / Slewing crane part / Drehender Kranteil		L (m)	B (m)	H (m)	kg (±5%)	
平衡臂 Counter-jib Gegenausleger		9.90	2.70	3.30	14900	
		5.30	2.60	3.20	6300	
		12.30	2.50	3.30	11800	
起重臂节 Jib section Auslegerelement	 ①	11.30	2.70	3.90	21800	
	 ②	12.60	2.70	3.70	17300	
	 ③	9.50	2.70	3.70	11300	
	 ④	10.50	2.60	3.70	12200	
	 ⑤	5.70	2.60	3.30	5200	
	 ⑥	5.30	2.60	3.10	1600	
	 ⑦	5.30	2.60	3.10	1500	
	 ⑧	10.60	2.60	3.30	8300	
	 ⑨	10.50	2.60	3.10	5900	
	 ⑩	5.30	2.60	3.00	1500	
	 ⑪	4.10	3.20	3.20	1700	
载重小车 Trolley Laufkatze	 ①	2.20	3.05	2.50	3033	
	 ②	2.20	3.05	2.50	2950	
吊钩 Pulley block Hubflasche		3.36	0.81	4.77	6506	
司机室 Cabin Kabine		2.60	1.80	2.40	1500	
起升机构 Hoisting mechanism Hubwerk		H160FL200-1460D	5.30	3.60	2.70	21100
变幅机构 Trolleying mechanism Katzfahrwerk		T185FC85	2.60	1.30	1.40	3100

上装 / Slewing crane part / Drehender Kranteil		L (m)	B (m)	H (m)	kg (±5%)
扒杆 Derrick Derrick		3.59	0.55	3.92	1030
上支座总成 Upper support Drehrahmenoberteil	 SR2800	4.43	3.55	2.07	18356
下支座总成 Slewing support Drehrahmenunterteil	 S40P105	4.03	4.03	2.08	25350

运输单元 / Dimensions and weight / Abmessungen und Gewicht

塔身 / Crane tower / Kranturm		L (m)	B (m)	H (m)	kg (±5%)
过渡节 Transition section Übergangsstück	 4.0 m - X40Rg	6.17	1.04	0.55	4×2539
	 4.0 m - X40Rg	4.94	0.38	0.91	2×1646
	 4.0 m - X40Rg	3.42 4.04 2.31	0.17 0.20 0.20	0.16 0.20 0.20	12×135 6×266 4×158.5
引进系统 Mounting beam Einführungsträger	 4.0 m - M40P105	9.74	2.45	0.48	2660
	 4.0 m - M40P105	2.65	2.65	4.15	660
	 4.0 m - M40P105	3.82	3.24	1.05	1250
	 4.0 m - M40P105	2.47	0.55	1.40	398
爬升架 Climbing tower section Kletterturmstück	 4.0 m - TC40P105L	14.0	3.04	2.87	4×5785
标准节 Tower section Turmstück	 4.0 m - X40A	6.17	0.66	0.56	4×2197
	 4.0 m - X40A	3.26	0.17	0.16	8×135
	 4.0 m - X40A	4.04	0.20	0.20	8×266
支腿 Fixing angles Fundamentanker	 4.0 m - TA40P105	2.57	0.65	0.65	4×1132
	 4.0 m - TA40P105	1.49	1.74	0.16	8×135
	 4.0 m - TA40P105	3.18	0.20	0.2	4×247