



ROUGH TERRAIN SCISSOR LIFT

Comply with CE/ANSI/CSA Standard

HIGHLIGHTS

High Performance

- Strong capacity of 680kg with high working efficiency
- 4WD and axle oscillation provide great off-road capability
- One-Click leveling function
- Bilateral power system effective to lower noise

Cost Effectiveness

- Knuckles lubrication-free and maintenance-free
- Swing-out tray easy to service

FEATURES

Standard Features

- Proportional controls

All motion alarm

Fold-down handrails

Flashing beacon

Self-closing entry gate

Autobrake system

Emergency descent system

Emergency stop button
- On-board diagnostic

Over tilt protective system

Horn

Hour meter

Extension deck (bidirectional)

Scissor maintenance prop

Load sensing system

AC power to platform

Accessories & Options

- Platform work lights
- Air line to platform
- Engine heater
- Low-temperature hydraulic oil



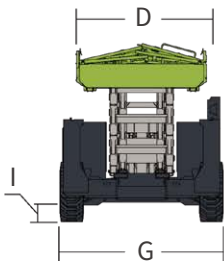
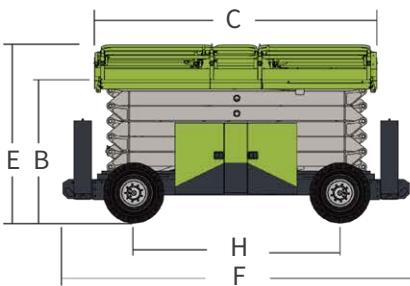
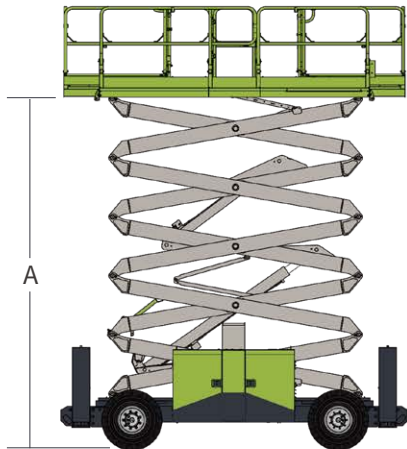
ACCESS WITH ZOOMLION GREEN

Phone: 0086(731)-88353692
E-mail: awp@zoomlion.com

Add: 701 Xutong Nan Lu, Xiangjiang New District, Changsha Hunan, China
Web: www.zoomlion-access.com



Model	ZS1623RT	
	Imperial	Metric
Size		
Work Height	59ft	18m
A Platform Height-Elevated	52ft 6in	16m
B Platform Height-Stowed	6ft 8in	2.03m
C Platform Dimension (Length)	13ft 1in	3.98m
D Platform Dimension (Width)	6ft	1.83m
Platform Extension	4ft 3in	1.3m
Overall Height (Rails Up)	10ft 4in	3.16m
E Overall Height (Rails Down)	8ft 1in	2.47m
F Overall Length	16ft	4.88m
G Overall Width	7ft 7in	2.3m
H Wheelbase	9ft 6in	2.9m
I Ground Clearance	11in	0.275m
Performance		
Platform Capacity	1500lb	680kg
Capacity on Deck Extension	510lb	230kg
Drive Height	29ft 6in	9m
Max. Number of Workers	4	
Drive Speed (Stowed)	4mph	6.5km/h
Drive Speed (Raised)	0.3mph	0.5km/h
Turning Radius (Inside)	9ft	2.75m
Turining Radius (Outside)	19ft	5.8m
Up/Down Time	60/65s	
Gradeability	40%(22°)	
Max. Working Slope (Lateral/Vertical)	2°/3°	
Drive	4WD	
Tire	315/55 D20 Foam-filled Tires 33×12-20/8 Solid Tires	
Power		
Engine	Kubota v2403-M-DI	
Fuel Tank Capacity	27.7 (us gal)	105L
Hydraulic Tank Capacity	26.4 (us gal)	100L
Weight		
Gross	19070lb	8650kg



ZOOMLION ACCESS reserves the right to make specification and/or equipment changes without prior notification. Product specifications are updated to May, 2025.