

ZOOMLION

ELECTRIC TELESCOPIC BOOM LIFT

ZT38JE/ZT42JE

Comply with CE Standard



HIGHLIGHTS

- ▶ Electric four-wheel drive chassis, climbing capacity of 45%, robust off-road ability, the maximum operating height of 42 meters, the maximum operating range of 25 meters
- ▶ High-efficiency and energy-saving hydraulic system deadweight lowering technology, saving energy consumption by 23.6%
- ▶ Safe and reliable lithium battery power system equipped with BMS low-temperature heating and low-temperature charging current control functions improves battery life by 30% and adapts to -20 °C cold environment
- ▶ Maintenance-free wheel side AC drive system, the maximum gradeability can reach 45%
- ▶ 220V/380V full voltage adaptable charger - the three most common charging plugs 10A, 16A, 32A are matched with the matching signal plug on the charging head, can realize charging mode matching and adaptive power for charging



FEATURES

Standard Features

| | | |
|-----------------------|---------------------------|-----------------------------|
| Horn | Self-closing entry gate | On-board diagnostic system |
| Proportional control; | Emergency lowering system | Over tilt protection system |
| All motion alarm | Emergency stop system | Oscillating axle |
| Flashing amber beacon | Auto-leveling system | Load sensing system |

Accessories & Options

- ▶ Platform light
- ▶ Anti-collision safety lever
- ▶ AC power to platform

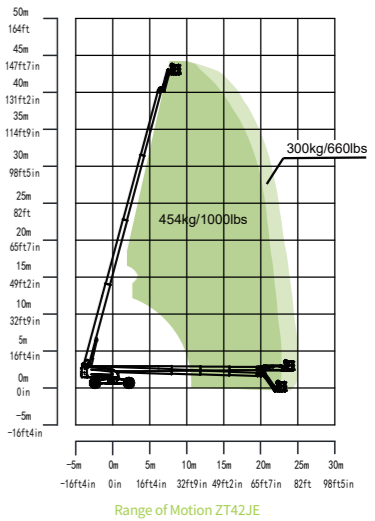
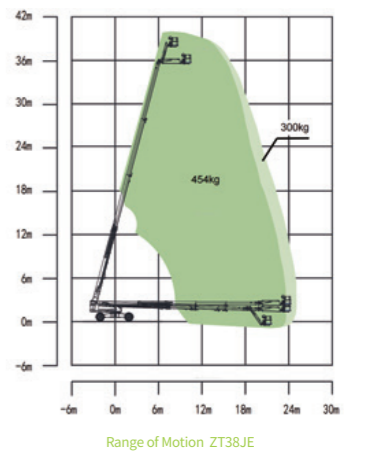
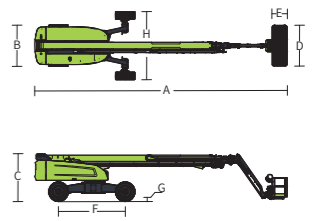
ACCESS WITH ZOOMLION GREEN

Phone: 0086(731)-88353692
E-mail: awp@zoomlion.com

Add: 701 Xulong Nan Lu, Xiangjiang New District, Changsha Hunan, China
Web: www.zoomlion-access.com

ZOOMLION

| Model | ZT38JE | | ZT42JE | |
|---|-------------------|------------|-------------------|------------|
| | Imperial | Metric | Imperial | Metric |
| Size | | | | |
| Work Height | 131ft 7in | 40.1m | 144ft 4in | 44m |
| Platform Height | 124ft 12in | 38.1m | 137ft 10in | 42m |
| Horizontal Outreach | 74ft 2in | 25m | 78ft 1in | 25m |
| A - Stowed Length | 49ft 1in | 14.95m | 53ft 3in | 16.22m |
| B - Stowed Width | 8ft 2in | 2.49m | 8ft 1in | 2.47m |
| C - Stowed Height | 9ft 5in | 2.86m | 9ft 5in | 2.86m |
| D - Platform Length | 8ft | 2.44m | 8ft | 2.44m |
| E - Platform Width | 3ft | 0.91m | 3ft | 0.91m |
| F - Wheelbase | 12ft 6in/13ft 7in | 3.81/4.15m | 12ft 6in/13ft 7in | 3.81/4.15m |
| Tread | 8ft 1in/13ft 4in | 2.46/4.14m | 8ft 1in/13ft 4in | 2.46/4.14m |
| G - Ground Clearance | 1ft 4in | 0.40m | 1ft 4in | 0.40m |
| Performance | | | | |
| Platform Capacity (Unrestricted/Restricted) | 660/1000lb | 300/454kg | 660/1000lb | 300/454kg |
| Drive Speed (Stowed) | 3.1mph | 5km/h | 3.1mph | 5km/h |
| Gradeability | 45%(24°) | | 45%(24°) | |
| Turning Radius (Inside) | 6.96/2.15m | | 6.96/2.15m | |
| Turning Radius (Outside) | 9.26/5.71m | | 9.26/5.71m | |
| Turntable Swing | 360° continuous | | 360° continuous | |
| Platform Rotation | ±90° | | ±90° | |
| Tail Swing | 4ft 9in | 1.46m | 4ft 7in | 1.4m |
| Jib Rotation | 130°(-55°~75°) | | 130°(-55°~75°) | |
| Max. Wind Speed | 28mph | 12.5m/s | 28mph | 12.5m/s |
| Power | | | | |
| Battery | 80V/608Ah | | 80V/608Ah | |
| Charger | 80V /80A | | 80V /80A | |
| Drive Motor | 5.4kw | | 5.4kw | |
| Lifting Motor | 30kw | | 30kw | |
| Auxiliary Power | 12V DC | | 12V DC | |
| Hydraulic Tank | 66 gal | 250L | 66 gal | 250L |
| Tire | | | | |
| Type | Foam-filled tire | | Foam-filled tire | |
| Weight | | | | |
| Gross | 45856lb | 20800kg | 48061lb | 21800kg |



ZOOMLION ACCESS reserves the right to make specification and/or equipment changes without prior notification. Product specifications are updated to May, 2026.