

ZOOMLION

ELECTRIC TELESCOPIC BOOM LIFTS

ZT18JE/ZT18JE-Li

ZT21JE/ZT21JE-Li

Comply with CE Standard



HIGHLIGHTS

- ▶ Pure electric power features green, environmental protection and zero-emission
- ▶ Parallel four-link and two-section/three-section (ZT18JE/ZT18JE-Li /ZT21JE/ZT21JE-Li) telescopic boom, dynamic CG and compact structure.
- ▶ Brand-new rough terrain chassis provide gradeability of 45% and strong over-obstacle capacity
- ▶ Accurate traveling AC system and boom movement AC driving system provide strong power and stable control, with maintenance-free motor
- ▶ Common design with high reliability and easy to use
- ▶ Independent auxiliary power system for safety protection
- ▶ Compact design and folded jib, easy to transport

FEATURES

Standard Features

Horn
Proportional control
All motion alarm
Flashing beacon
Self-closing entry gate
Emergency descent system
Emergency stop button
Auto-leveling system
On-board diagnostic system
Tilt protection system
Oscillating axle
Load sensing system
4.3' Led display

Accessories & Options

- ▶ Platform work light
- ▶ Anti-collision device
- ▶ AC power to platform

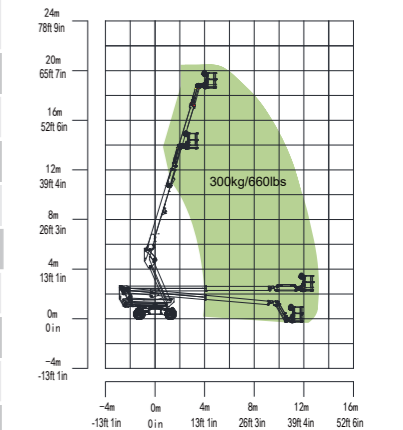
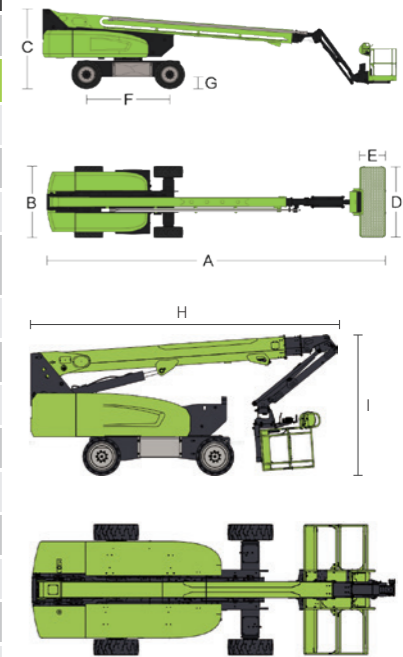
ACCESS WITH ZOOMLION GREEN

Phone: 0086(731)-88353692
E-mail: awp@zoomlion.com

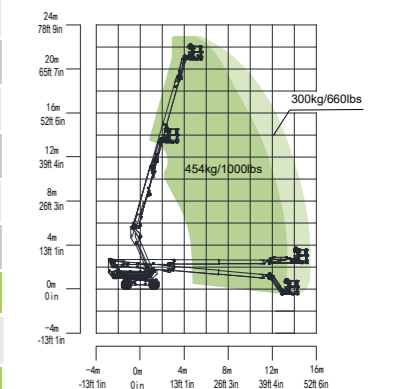
Add: 701 Xulong Nan Lu, Xiangjiang New District, Changsha Hunan, China
Web: www.zoomlion-access.com

ZOOMLION

Model	ZT18JE/ZT18JE-Li		ZT21JE/ZT21JE-Li	
	Imperial	Metric	Imperial	Metric
Size				
Work Height	67ft 7in	20.60m	75ft 4in	22.95m
Platform Height	61ft	18.60m	68ft 9in	20.95m
Horizontal Outreach	43ft 8in	13.3m	50ft 10in	15.5m
A - Stowed Length	31ft 11in (24ft 11in)	9.74m (7.6m)	30ft 10in (22ft 4in)	9.4m (6.8m)
B - Stowed Width	7ft 6in	2.28m	8ft 1in	2.46m
C - Stowed Height	8ft 5in	2.57m	8ft 10in	2.7m
D - Platform Length	6ft	1.83m	8ft	2.44m
E - Platform Width	2ft 3in	0.76m	3ft	0.91m
F - Wheelbase	8ft 3in	2.52m	8ft 3in	2.52m
Tread	7ft 6in	2.28m	8ft 1in	2.46m
G - Ground Clearance	1ft 1in	0.33m	1ft 1in	0.33m
H - Gransport length	24ft 93in	7.6m	22ft 31in	6.8m
I -Transport height	8ft 92in	2.72m	10ft 17in	3.1m
Performance				
Platform Capacity (Unrestricted/Restricted)	660lb	300kg	660/1000lb	300/454kg
Drive Speed (Stowed)	3.23mph	5.2km/h	3.23mph	5.2km/h
Gradeability	45%(24°)		45%(24°)	
Turning Radius (Inside)	8ft 10in	2.69m	8ft 10in	2.69m
Turning Radius (Outside)	17ft 11in	5.45m	17ft 11in	5.45m
Turntable Swing	360° continuous		360° continuous	
Platform Rotation	±90°		±90°	
Tail Swing	5ft 7in	1.7m	5ft 7in	1.7m
Jib Rotation	135°(-60°~75°)		130°(-55°~75°)	
Max. Wind Speed	28mph	12.5m/s	28mph	12.5m/s
Power				
Battery	48V/440Ah 51.2V/315Ah (Li)		48V/440Ah 51.52V/375Ah(Li)	
Charger	48V / 60A		48V / 60A	
Drive Motor	3.3KW		3.3KW	
Lifting Motor	10KW		10KW	
Auxiliary Power	12V DC		12V DC	
Hydraulic Tank	19 gal	75L	19 gal	75L
Tire				
Type	Foam-filled tire		Foam-filled tire	
Weight				
Gross	18353lb	8600kg	22928lb	10400kg



Range of Motion
ZT18JE/ZT18JE-Li



Range of Motion
ZT21JE/ZT21JE-Li

ZOOMLION ACCESS reserves the right to make specification and/or equipment changes without prior notification. Product specifications are updated to May, 2026.